

**UNITED STATES**  
**SECURITIES AND EXCHANGE COMMISSION**  
WASHINGTON, D.C. 20549

---

**FORM 10-K**

---

☒ ANNUAL REPORT PURSUANT TO SECTION 13 OR 15(d) OF THE SECURITIES  
EXCHANGE ACT OF 1934

For the fiscal year ended December 31, 2015

or

☐ TRANSITION REPORT PURSUANT TO SECTION 13 OR 15(d) OF THE SECURITIES  
EXCHANGE ACT OF 1934

For the transition period from to

Commission File No. 001-35200



COMSTOCK MINING INC.  
(Exact name of registrant as specified in its charter)

Nevada  
(State or other jurisdiction of  
incorporation or organization)

1040  
(Primary Standard Industrial  
Classification Code Number)

65-0955118  
(I.R.S. Employer Identification  
No.)

P.O. Box 1118  
Virginia City, NV 89440  
(775) 847-5272

(Address, including zip code, and telephone number,  
including area code, of registrant's principal executive offices)

Securities Registered pursuant to Section 12(b) of the Act: Common Stock, par value \$.000666 per share

Securities Registered pursuant to Section 12(g) of the Act: None

Indicate by check mark if the registrant is a well-known seasoned issuer, as defined in Rule 405 of the Securities Act.

Yes ☐ No ☒

Indicate by check mark if the registrant is not required to file reports pursuant to Section 13 or Section 15(d) of the Act.

Yes ☐ No ☒

Indicate by check mark whether the issuer (1) has filed all reports required to be filed by Section 13 or 15(d) of the Securities Exchange Act of 1934 during the past 12 months (or for such shorter period that the registrant was required to file such reports), and (2) has been subject to such filing requirements for the past 90 days.

Yes ☒ No ☐

Indicate by check mark whether the registrant has submitted electronically and posted on its corporate Web site, if any, every Interactive Data File required to be submitted and posted pursuant to Rule 405 of Regulation S-T during the preceding 12 months (or for such shorter period of time that the registrant was required to submit and post such files). Yes ☒ No ☐

Indicate by check mark if disclosure of delinquent filers pursuant to Item 405 of Regulation S-K is not contained herein, and will not be contained, to the best of registrant's knowledge, in definitive proxy or information statements incorporated by reference in Part III of this Form 10-K or any amendment to this Form 10-K. ☐

Indicate by check mark whether the registrant is a large accelerated filer, an accelerated filer, a non-accelerated filer, or a smaller reporting company. See the definitions of "large accelerated filer," "accelerated filer," and "smaller reporting company" in Rule 12b-2 of the Exchange Act.

Large accelerated filer ☐

Accelerated filer ☐

Non-accelerated filer ☐

Smaller reporting company ☒

Indicate by check mark whether the registrant is a shell company (as defined in Rule 12b-2 of the Exchange Act).

Yes ☐ No ☒

The aggregate market value of the 92,298,548 shares of voting stock held by non-affiliates of the registrant based on the closing price on the NYSE MKT on June 30, 2015 was \$54,456,143.

Indicate the number of shares outstanding of each of the registrant's classes of common stock, as of the latest practicable date.

---

Title of Class  
Common Stock

---

Shares Outstanding  
January 22, 2016  
162,121,355.82

**DOCUMENTS INCORPORATED BY REFERENCE**

## TABLE OF CONTENTS

PART I		
ITEM 1	BUSINESS	6
ITEM 1A	RISK FACTORS	11
ITEM 2	PROPERTIES	22
ITEM 3	LEGAL PROCEEDINGS	26
ITEM 4	MINE SAFETY DISCLOSURES	27
PART II		
ITEM 5	MARKET FOR REGISTRANT'S COMMON EQUITY, RELATED STOCKHOLDER MATTERS AND ISSUER PURCHASES OF EQUITY SECURITIES	28
ITEM 6	SELECTED FINANCIAL DATA	31
ITEM 7	MANAGEMENT'S DISCUSSION AND ANALYSIS OF FINANCIAL CONDITION AND RESULTS OF OPERATIONS	32
ITEM 8	FINANCIAL STATEMENTS AND SUPPLEMENTARY DATA	56
ITEM 9	CHANGES IN AND DISAGREEMENTS WITH ACCOUNTANTS ON ACCOUNTING AND FINANCIAL DISCLOSURE	57
ITEM 9A	CONTROLS AND PROCEDURES	57
ITEM 9B	OTHER INFORMATION	58
PART III		
ITEM 10	DIRECTORS , EXECUTIVE OFFICERS AND CORPORATE GOVERNANCE	59
ITEM 11	EXECUTIVE COMPENSATION	64
ITEM 12	SECURITY OWNERSHIP OF CERTAIN BENEFICIAL OWNERS AND MANAGEMENT AND RELATED STOCKHOLDER MATTERS	73
ITEM 13	CERTAIN RELATIONSHIPS AND RELATED TRANSACTIONS, AND DIRECTOR INDEPENDENCE	74
ITEM 14	PRINCIPAL ACCOUNTANT FEES AND SERVICES	76
PART IV		
ITEM 15	EXHIBITS, FINANCIAL STATEMENT SCHEDULES	78
	SIGNATURES	83

## Cautionary Notice Regarding Forward-Looking Statements

*Certain statements contained in this report on Form 10-K or incorporated by reference into this Form 10-K may constitute forward-looking statements within the meaning of applicable securities laws. All statements, other than statements of historical facts, are forward-looking statements. Forward-looking statements include statements about matters such as: future prices and sales of, and demand for, our products; future industry market conditions; future changes in our mine planning, exploration activities, production capacity and operations; future exploration, production, operating and overhead costs; operational and management restructuring activities; future employment and contributions of personnel; tax and interest rates; capital expenditures and their impact on us; nature and timing of restructuring charges and the impact thereof; productivity, business process, rationalization, investment, acquisition, consulting, operational, tax, financial and capital projects and initiatives; contingencies; environmental compliance and changes in the regulatory environment; and future working capital, costs, revenues, business opportunities, debt levels, cash flows, margins, earnings and growth.*

*The words “believe,” “expect,” “anticipate,” “estimate,” “project,” “plan,” “should,” “intend,” “may,” “will,” “would,” “potential” and similar expressions identify forward-looking statements, but are not the exclusive means of doing so. These statements are based on assumptions and assessments made by management in light of their experience and their perception of historical and current trends, current conditions, possible future developments and other factors they believe to be appropriate. Forward-looking statements are not guarantees, representations or warranties and are subject to risks and uncertainties, many of which are unforeseeable and beyond our control, and could cause actual results, developments and business decisions to differ materially from those contemplated by such forward-looking statements. Some of those risks and uncertainties include the risk factors discussed in Item 1A, “Risk Factors” and the following: adverse effects of climate changes or natural disasters; current global economic and capital market uncertainties; the speculative nature of gold or mineral exploration, including risks of diminishing quantities or grades of qualified resources; operational or technical difficulties in connection with exploration or mining activities; contests over our title to properties; potential dilution to our stockholders from our stock issuances, recapitalization and balance sheet restructuring activities; potential inability to comply with applicable government regulations or law; adoption of or changes in legislation or regulations adversely affecting our businesses; permitting constraints or delays, business opportunities that may be presented to, or pursued by, us; changes in the United States or other monetary or fiscal policies or regulations; interruptions in our production capabilities due to capital constraints, equipment failures; fluctuation of prices for gold or certain other commodities (such as silver, zinc, cyanide, water, diesel fuel, and electricity); changes in generally accepted accounting principles; adverse effects of terrorism and geopolitical events; potential inability to implement our business strategies; potential inability to grow revenues; potential inability to attract and retain key personnel; interruptions in delivery of critical supplies and equipment raw materials due to credit or other limitations imposed by vendors; assertion of claims, lawsuits and proceedings against us; potential inability to satisfy debt and lease obligations; potential inability to maintain an effective system of internal controls over financial reporting; potential inability or failure to timely file periodic reports with the SEC; potential inability to list our securities on any securities exchange or market; and work stoppages or other labor difficulties. Occurrence of such events or circumstances could have a material adverse effect on our business, financial condition, results of operations or cash flows or the market price of our securities. All subsequent written and oral forward-looking statements by or attributable to us or persons acting on our behalf are expressly qualified in their entirety by these factors. Except as may be required by securities or other law, we undertake no obligation to publicly update or revise any forward-looking statements, whether as a result of new information, future events, or otherwise.*

## Glossary

“assay” means to test minerals by chemical or other methods for determining the amount of metals contained therein.

“claim” means a mining interest giving its holder the right to prospect, explore for and exploit minerals within a defined area.

“feasibility study” means a comprehensive study undertaken to determine the economic feasibility of a project; typically to determine if a construction and/or production decision can be made.

“grade” means the amount of precious metal in each ton of ore, expressed as troy ounces per ton.

“heap leaching” means a process whereby gold and silver are extracted by “heaping” crushed ore onto impermeable leach pads and applying a weak cyanide solution that dissolves the gold and silver from the ore into a precious metal-laden solution for further recovery.

“lode” is a vein-like deposit or rich supply of or source of gold or other minerals.

“mineralized material” is a body that contains mineralization that has been delineated by appropriately spaced drilling and/or underground sampling to estimate a sufficient tonnage and average grade of metal(s). Such a deposit does not qualify as a reserve until a comprehensive evaluation based upon unit cost, grade, recoveries, and other material factors conclude legal and economic feasibility of extraction at the time of reserve determination.

“NSR” means net smelter return royalty.

“ore” means a mineral-bearing rock, which may be rich enough to be mined at a profit.

“oxide” means ore in which some of the minerals have been oxidized (i.e., combined with oxygen through exposure to air or water) from surface exposure, fracturing, faulting, or exposure to high temperatures. Oxidation tends to make the ore more porous and permits a more complete permeation of cyanide solutions so that minute particles of gold in the interior of the minerals will be more readily dissolved. Oxide ore is generally processed using a heap leach method.

“placer” means alluvial deposit containing particles or larger pieces of gold or other minerals.

“probable reserves” means reserves for which quantity and grade and/or quality are computed from information similar to that used for proven (measured) reserves, but the sites for inspection, sampling and measurement are farther apart or are otherwise less adequately spaced. The degree of assurance, although lower than that for proven (measured) reserves, is high enough to assume continuity between points of observation.

“proven reserves” means reserves for which (a) quantity is computed from dimensions revealed in outcrops, trenches, workings or drill holes; grade and/or quality are computed from the results of detailed sampling and (b) the sites for inspection, sampling and measurement are spaced so closely and the geologic character is so well defined that size, shape, depth, and mineral content of reserves are well-established.

“quartz” is one of the most common of all rock-forming minerals and one of the most important constituents of the earth’s crust. Quartz may be transparent, translucent, or opaque; it may be colorless or colored.

“recovery” means that portion of the metal contained in the ore that is successfully extracted by processing, can also be expressed as a percentage.

“reserves” or “ore reserves” mean that part of a mineral deposit, which could be economically and legally extracted or produced at the time of the reserve determination.

“stripping ratio” or “strip ratio” means the ratio of waste tons to ore tons mined.

“sulfide” means a compound of sulfur and a metallic element, generally processed using milling methods.

“tailings” means refuse materials resulting from the washing, concentration, or treatment of ore.

“ton” means a short ton (2,000 pounds).

“vein” is a deposit of non-sedimentary origin, which may or may not contain valuable minerals; lode.

“waste” means rock or other material lacking sufficient grade and/or other characteristics to be economically processed or stockpiled as ore and which is often necessary to access an ore deposit.

## **PART I**

### **Item 1. Business**

#### **OUR COMPANY**

Unless the context otherwise indicates, the terms “Comstock,” “we,” “us,” “our,” “our Company” or “the Company” mean Comstock Mining Inc. and its consolidated subsidiaries.

The Company is a producing, Nevada-based, gold and silver mining company with extensive, contiguous property in the historic Comstock and Silver City mining districts (collectively, the “Comstock District”). The Comstock District is located within the western portion of the Basin and Range Province of Nevada, between Reno and Carson City. The Company began acquiring properties and developing projects in the Comstock District in 2003. Since then, the Company has consolidated a substantial portion of the historic Comstock District, secured permits, built an infrastructure and brought exploration projects into production. The Company also received the 2015 Nevada Excellence in Mine Reclamation award, voted on unanimously by five participating Federal and State of Nevada agencies.

Because of the Comstock District’s historical significance, the geology is well known and has been extensively studied by the Company, our advisors and many independent researchers. We have expanded our understanding of the geology of the project area through vigorous surface mapping and drill hole logging. The volume of geologic data is immense, and thus far the reliability has been excellent, particularly in the various Lucerne Mine areas. We have amassed a large library of historic data and detailed surface mapping of Comstock District properties and continue to obtain historic information from private and public sources. We use such data in conjunction with information obtained from our current mining operations, to target geological prospective exploration areas and plan exploratory drilling programs, including expanded surface and underground drilling.

Our Lucerne Resource area is located in Storey County, Nevada, approximately three miles south of Virginia City and 30 miles southeast of Reno. Our Dayton Resource area is located in Lyon County, Nevada, approximately six miles south of Virginia City. Access to the properties is by State Route 341/342, a paved road.

Our business plan is to deliver stockholder value by validating qualified resources (measured and indicated) and reserves (proven and probable) from our first two resource areas, Lucerne and Dayton, and significantly grow the commercial development of our operations through coordinated district wide plans that are economically feasible, socially responsible and operated in a lean and low cost manner. The plans are focused on expanding both the Lucerne and Dayton Mine plans, both with surface and underground development opportunities. The Company also plans on developing longer-term exploration plans for the remaining areas, which include the Spring Valley, Northern Extension, Northern Targets, and Occidental Target areas, subsequent to the exploration and development of Lucerne and Dayton.

The Company achieved initial production and held its first pour of gold and silver on September 29, 2012. The Company produced approximately 22,925 gold equivalent ounces in 2014, the Company’s second full year in production and 18,455 gold equivalent ounces in 2015. That is, the Company produced 19,601 ounces of gold and 222,416 ounces of silver in 2014 and 15,451 ounces of gold and 221,723 ounces of silver in 2015.

The Company continues acquiring additional properties in the Comstock District, expanding its footprint and creating opportunities for further exploration, development and mining. The Company now owns or controls approximately 8,546 acres of mining claims and parcels in the Comstock and Silver City Districts. The acreage is comprised of approximately 2,245 acres of patented claims (private lands), surface parcels (private lands), and approximately 6,301 acres of unpatented Lode, Placer and Mill site mining claims, which the Bureau of Land Management (“BLM”) administers.

The Company’s real estate segment owns significant non-mining properties, including Daney Ranch, the Gold Hill Hotel and related homes and cottages. The real estate segment consists of land, real estate rental properties and the Gold Hill Hotel consisting of a hotel, restaurant and a bar. On March 20, 2015, the Company entered into an agreement to lease the Gold Hill Hotel to independent operators while retaining ownership. The initial term of the lease agreement was effective on April 1, 2015, and ends in March 2020. The tenant may renew the lease for two extended terms of five years each. Lease payments are due in monthly installments.

Financial information for each of our segments is disclosed in Note 14 to the consolidated financial statements.

## **Current Projects**

The Company's headquarters, mine operations and heap leach processing facility are in Storey County, Nevada, at 1200 American Flat Road and 117 American Flat Road, approximately three miles south of Virginia City, Nevada and 30 miles southeast of Reno, Nevada. The Company has identified six distinct target areas on its land holdings and has focused, to date, on the Lucerne Resource area (including surface and underground) and the Dayton Resource area. We anticipate developing exploration plans for the remaining areas, which include the Spring Valley, Northern Extension, Northern Targets, and Occidental Target areas, subsequent to the exploration and development of Lucerne and Dayton. The Company's existing heap leach processing facility for gold and silver was redesigned and expanded in late 2013 and again in the fourth quarter of 2014, to accommodate production plans.

The Lucerne Resource area has been the primary focus of the Company's exploration and development efforts since 2007. It includes the previously mined Billie the Kid, Hartford and Lucerne mining claims, and extends east and northeasterly to the area of the historic Woodville bonanza, and north to the historic Justice and Keystone mines. The Company has the key mining permits required for mining this area. The Lucerne Resource area is approximately 5,000 feet long, with an average width of 600 feet, representing less than three percent of the land holdings controlled by the Company and is the site of our current production activities and ongoing exploration and development program.

The Dayton Resource area is southwest of Silver City in Lyon County, Nevada. It generally includes the Dayton, Kossuth and Alhambra claims, including the old Dayton Consolidated mine workings, south to where the Kossuth claim crosses State Route 341. The historic Dayton mine was the last major underground mining operation in the Comstock District, before being closed after the War Production Board promulgated Limitation Order L-208, 7 F. R. 7992 on October 8, 1942, that closed down all gold mining operations in the United States and its territories. The Dayton Resource area ranks as one of the Company's top exploration and potential mine production targets. In January 2014, the Lyon County Board of Commissioners approved a strategic master plan and zoning changes on the Dayton, Kossuth and Alhambra mining claims and other properties located in the Dayton Resource Area, enabling a more practical, comprehensive feasibility study for mining. Geological studies and development planning are currently underway utilizing data from the 30,818 feet of drilling completed in 2015, and data from prior drill programs.

The Spring Valley exploration target lies at the southern end of the Comstock District, where the mineralized structures lie mostly concealed beneath a veneer of sediment gravels. The area includes the Kossuth patented claim south of State Route 341, the Dondero patented property, the Daney patented claim, the New Daney lode mining claims, and the Company's placer mining claims in Spring Valley and Gold Canyon.

The Northern Extension, Northern Targets and Occidental areas represent exploration target areas that contain many historic mining operations, including the Overman, Con Imperial, Caledonia, and Yellow Jacket mines, among others. Previous operators have explored the various mines in this area, some of which have led to mineralized material inventories. We believe that our consolidation of the Comstock District has provided us with opportunities to utilize the historical information available to identify drilling targets with significant potential.



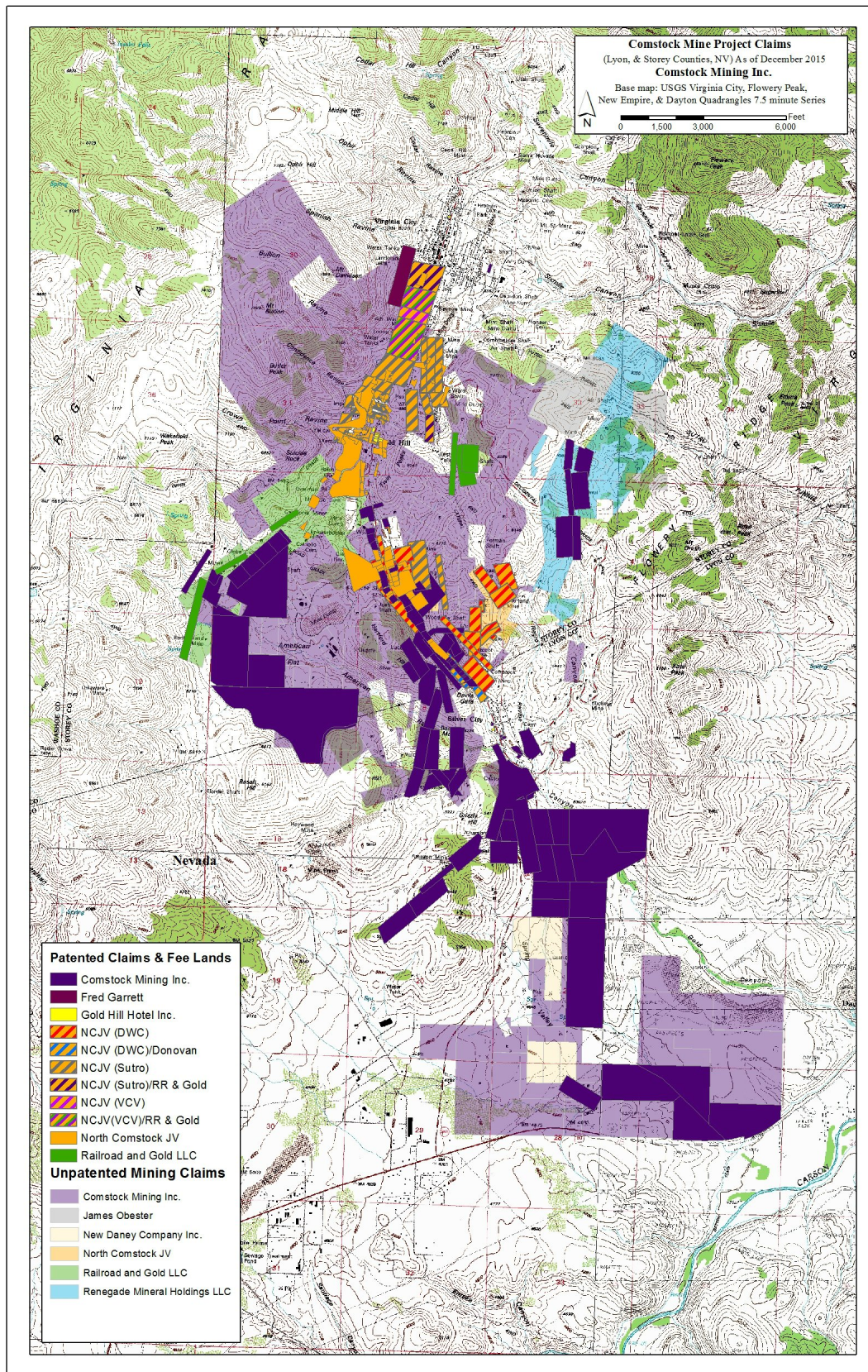


Figure-1 Comstock Mining's Claims in Storey and Lyon Counties, Nevada

Our Comstock exploration activities include open pit gold and silver test mining. As defined by the Securities Exchange Commission ("SEC") Industry Guide 7, we have not yet established any proven or probable reserves at our Comstock Lode Project.



## ***Employees***

As of December 31, 2015, we have 53 full-time mining employees, inclusive of our general and administrative function. During our exploration and development activities in 2016, we expect to operate with less than 25 employees.

## ***Available Information***

The Company maintains a website at [comstockmining.com](http://comstockmining.com). Our annual report on Form 10-K, quarterly reports on Form 10-Q, current reports on Form 8-K and any amendments to those reports filed or furnished pursuant to Section 13(a) of the Securities Exchange Act of 1934 (“Exchange Act”) are made available through our website as soon as reasonably practical after we electronically file or furnish the reports to the SEC. Also available on our website are the Company’s Governance Guidelines and Code of Conduct, as well as the charters of the audit, compensation and nominating committees of the Board of Directors. Information on our website is not incorporated into this report. Stockholders may request free copies of these documents from:

Comstock Mining Inc.  
Attention: Judd Merrill, Principal Financial Officer and Principal Accounting Officer  
PO Box 1118  
Virginia City, NV 89440

## ***Principal Markets***

We sell our production on world markets at prices established by commodity markets. These prices are not within our control. We had revenues of \$18.2 million in our third full year of production in our mining segment and \$0.2 million of revenues in our real estate segment during the year ended December 31, 2015. We had operating losses of \$12.3 million and \$0.1 million in our mining and real estate segments, respectively, during the year ended December 31, 2015. We had total assets of \$41.9 million and \$1.3 million in our mining and real estate segments, respectively, as of December 31, 2015. We did not have a real estate segment for any period prior to fiscal year 2011. See Note 14 to our audited consolidated financial statements for additional information regarding our segments.

## ***Government Regulation***

Mining operations and exploration activities are subject to various national, state, and local laws and regulations in the United States, which govern prospecting, development, mining, production, exports, taxes, labor standards, occupational health, waste disposal, protection of the environment, mine safety, hazardous substances, and other matters. We have obtained or have pending applications for substantially all of those licenses, permits, and other authorizations currently required for our mining, exploration and other development programs. We believe that we are in compliance in all material respects with applicable mining, health, safety and environmental statutes and regulations. Capital expenditures relating to compliance with laws and regulations that regulate the discharge of materials into the environment, or otherwise relating to the protection of the environment, comprise a substantial part of our historical capital expenditures and our anticipated future capital expenditures. For example, we incur certain expenses and liabilities associated with our reclamation obligations. See “Reclamation” section below.

## ***Reclamation***

We are generally required to mitigate long-term environmental impacts by stabilizing, contouring, re-sloping, and re-vegetating various portions of a site after mining and mineral processing operations are completed. These reclamation efforts are conducted in accordance with plans reviewed and approved by the appropriate regulatory agencies.

The Nevada Revised Statutes (NRS) 519A to 519A.280 and Nevada Administrative Code (NAC) 519A.010 to 519A.415 promulgated by the Nevada State Environmental Commission and the Nevada Division of Environmental Protection (“NDEP”), Bureau of Mining and Reclamation (“BMRR”) require a surety bond to be posted for mining projects so that after completion of the work on such mining projects, the sites are left safe, stable and capable of providing for a productive post-mining use. Over the past four years, the Company has provided a reclamation surety bond, through the Lexon Surety Group (“Lexon”), with the BMRR. The BMRR, with concurrence from Storey County, has approved our most recent reclamation plan, as revised, and our estimated total costs related thereto of approximately \$11.6 million, that is, \$7.1 million for BMRR and an additional \$4.5 million reclamation surety bond, including \$3.0 million with Storey County related to the move of State Route 342 and a \$1.5 million surety bond with Storey County related to reclamation. For the years ended December 31, 2014, and 2013, the Company had provided estimates and surety bonds in the amounts of \$8.6 million and \$5.2 million, respectively.

As part of the surety agreement, the Company agreed to pay a 2.0% annual bonding fee and has signed a corporate guarantee. The cash collateral percentage due to Lexon is approximately 25.0% or less of the current bond amount. The current bond amount with the State and County is \$11.6 million. At December 31, 2015, \$2.5 million of the required collateral has been deposited.

### ***Competition***

We compete with other mineral exploration and mining companies in connection with the acquisition of gold and other mineral properties and the attraction and retention of human capital. Such competitors may have substantially greater financial resources than we do.

### ***History***

The Company began acquiring properties and developing projects in the Comstock District in 2003. The Company produced over 12,000 ounces of gold and over 53,000 ounces of silver from 2004-2006 from our existing Lucerne mine and American Flat heap leach processing facilities. Our test mining activities were concluded in January 2007, when based on our longer-term production plans, we prioritized land consolidation and mine planning. The Company restarted mining operations in the third quarter of 2012 and resumed pouring doré bars of silver and gold in September 2012. In 2014, the Company produced 22,925 gold equivalent ounces. In 2015, the Company's third full year in production, the Company produced 18,455 gold equivalent ounces, that is, 15,451 ounces of gold and 221,723 ounces of silver.

### ***Customers***

All accounts receivable amounts related to mining are due from a single customer. Substantially all mining revenues recorded to date relate to the same customer. As gold can be sold through numerous gold market traders worldwide, the Company is not economically dependent on a limited number of customers for the sale of its product. The real estate segment has numerous customers and is not dependent on any one customer.

### ***Financing Events***

During 2015, the Company completed one equity financing transaction of \$6.0 million (approximately \$5.9 million, net of issuance costs) to be used to accelerate the drilling and development of the Lucerne underground program, accelerate planning and prerequisites for the next phase of Dayton drilling and development, and general corporate purposes.

On March 6, 2015, the Company reached an agreement to draw on its \$10 million revolving credit facility (the "Revolving Credit Facility") with Auramet International, LLC ("Auramet"), pursuant to which the Company may borrow up to \$10 million, subject to satisfying certain conditions and obtaining certain consents. The proceeds from the Revolving Credit Facility were used to accelerate the construction schedule for rerouting State Route 342, located in the Company's Lucerne Resource Area, the first phase of which was completed in early June 2015, and the second phase was completed in November 2015. On March 6, 2015, the Company drew \$5 million representing cash proceeds of approximately \$4.4 million, net of prepaid interest of approximately \$0.4 million, and other fees of approximately \$0.2 million. On December 28, 2015, the Company and Auramet agreed to a re-advance under the Revolving Credit Facility evidenced by the Note and to extend up to \$10 million of availability thereunder for the period from and after April 2016 to April 28, 2018.

On May 12, 2015, the Company entered into a master lease agreement with Varilease Finance Inc. pursuant to which the Company obtained capital financing under a sale-leaseback transaction in the amount of \$5 million. Due to certain types of continuing involvement, the Company was precluded from applying sale-leaseback accounting and has accounted for the transaction under the financing method. The Company's obligations under the Varilease agreement are secured by an interest in the Company's mining equipment in exchange for 24 monthly payments. Current payments are \$247,830 per month. The total monthly payments will total the cash proceeds of \$5 million and applicable interest and taxes.

## **Item 1A. Risk Factors**

An investment in our securities involves risk. You should carefully consider the following risk factors, in addition to those discussed elsewhere in this report, in evaluating our Company, its business, its industry and prospects. The risks described below are not the only ones facing us. Additional risks not presently known to us, or that we currently deem immaterial, may also have a material adverse effect on us. The following risks could cause our business, financial condition, results of operations or cash flows to be materially and adversely affected. In that case, the market price of our securities could decline, and you could lose part or all of your investment.

### ***You may lose all or part of your investment.***

If we are unable to find and mine adequate quantities of gold and silver ore, it is unlikely that the cash generated from our internal operations will suffice as a primary source of the liquidity necessary for anticipated working capital requirements. There is no assurance that the Company's initiatives to improve its liquidity and financial position will be successful. Accordingly, there is substantial risk that the Company will be unable to continue as a going concern. In the event of insolvency, liquidation, reorganization, dissolution or other winding up of the Company, the Company's creditors would be entitled to payment in full out of the Company's assets before holders of common stock would be entitled to any payment, and the claims on such assets may exceed the value of such assets.

### ***Because we may never earn significant revenues from our mine operations, our business may fail.***

Our first full year of production was 2013. We have yet to generate positive earnings and there can be no assurance that we will ever operate profitably. We have a limited operating history. The success of our Company is significantly dependent on the uncertain events of the discovery and exploitation of mineralized materials on our properties or selling the rights to exploit those materials. If our business plan is not successful and we are not able to operate profitably, then our securities may become worthless and investors may lose all of their investment in our Company.

We recognize that if we are unable to generate significant revenues from the exploration and exploitation of our mineralized materials in the future, we will not be able to earn profits or continue operations. There is no history upon which to base any assumption as to the likelihood that we will prove successful, and we can provide no assurance that we will generate significant revenues or ever achieve profitability. If we are unsuccessful in addressing these risks, our business will fail and investors may lose all of their investment in our Company.

### ***Transportation difficulties and weather interruptions may affect and delay proposed mining operations and impact our business plans.***

Our mining properties are accessible by road. The climate in the area is hot and dry in the summer but cold and subject to snow in the winter, which could, at times, hamper accessibility depending on the winter season precipitation levels. As a result, our exploration and mining plans could be delayed for several months each year. Such delays could affect our anticipated business operations and increase our expenses.

Moreover, extreme weather events (such as increased frequency or intensity of hurricanes or prolonged drought) have the potential to disrupt operations at our projects. Where appropriate, our projects have developed emergency plans for managing extreme weather conditions; however, extended disruptions to supply lines due to extreme weather could result in interruption of activities at the project sites, delay or increase the cost of construction of the projects, or otherwise adversely affect our business.

### ***Supplies and equipment needed for exploration may not always be available. If we are unable to secure exploration supplies we may have to delay our anticipated business operations.***

Competition and unforeseen limited sources of supplies needed for our proposed exploration work could result in occasional shortages of supplies of certain products, equipment or materials. There is no guarantee we will be able to obtain certain products, equipment and/or materials as and when needed, without interruption, or on favorable terms, if at all. Such delays could affect our anticipated business operations and increase our expenses.

***We have invested capital in high-risk mineral projects where we have not conducted sufficient exploration and engineering studies.***

We have invested capital and have otherwise been involved in various mineral properties and projects in the Comstock District where we have not conducted sufficient exploration and engineering studies to minimize the risk of project failure to the extent that is typical in the mining industry considering our size. Our mineral projects involve high risks because we have not invested sufficiently in the characterization of mineralized material, geologic analysis, metallurgical testing, mine planning and economic analysis to the same extent that other mining companies might deem reasonable. Standard industry practice calls for a mining company to prepare a formal mine plan and mining production schedule and have these documents reviewed and validated by a third party specialist. We have not had a formal mine plan and mining production schedule economically validated by a third party specialist.

***We will not be successful unless we recover precious metals and sell them for a profit.***

Our success depends on our ability to recover precious metals, process them, and successfully sell them for more than the cost of production. The success of this process depends on the market prices of metals in relation to our costs of production. We may not be able to generate a profit on the sale of gold or other minerals because we have limited control over our costs and have no ability to control the market prices. The total cash costs of production at any location are frequently subject to great variation from year to year as a result of a number of factors, such as the changing composition of ore grade or mineralized material production, and metallurgy and exploration activities in response to the physical shape and location of the ore body or deposit. In addition, costs are affected by the price of commodities, such as fuel and electricity. Such commodities are at times subject to volatile price movements, including increases that could make production unprofitable. A material increase in production costs or a decrease in the price of gold or other minerals could adversely affect our ability to earn a profit on the sale of gold or other minerals.

***We do not have proven or probable reserves, and there is no assurance that the quantities of precious metals we produce will be sufficient to recover our investment and operating costs.***

Our success depends on our ability to produce sufficient quantities of precious metals to recover our investment and operating costs. We do not have proven or probable reserves. Substantial expenditures are required to acquire existing gold properties with established reserves or to establish proven or probable reserves through drilling and analysis. We do anticipate expending large sums for additional drilling and analysis which may or may not establish proven or probable reserves on our properties. We drill in connection with our mineral exploration and mining activities and not with the purpose of establishing proven and probable reserves. While we estimate the amount of mineralized material we believe exists on our properties, our calculations are subject to uncertainty due to several factors, including the quantity and grade of ore, metal prices and recoverability of minerals in the mineral recovery process. There is a great degree of uncertainty attributable to the calculation of any mineralized material, particularly where there has not been significant drilling, mining and processing. Until the mineralized material located on our properties is actually mined and processed, the quantity and quality of the mineralized material must be considered as an estimate only. In addition, the estimated value of such mineralized material (regardless of the quantity) will vary depending on metal prices. Any material change in the estimated value of mineralized material may negatively affect the economic viability of our properties. In addition, there can be no assurance that we will achieve the same recoveries of metals contained in the mineralized material as in small-scale laboratory tests or that we will be able to duplicate such results in larger scale tests under on-site conditions or during production. There can be no assurance that our exploration activities will result in the discovery of sufficient quantities of mineralized material to recover our investment and operating costs.

***The cost of our exploration and acquisition activities is substantial, and there is no assurance that the quantities of minerals we discover or acquire will justify commercial operations or replace reserves established in the future.***

Mineral exploration, particularly for gold and other precious metals, is highly speculative in nature, involves many risks, and frequently is nonproductive. There can be no assurance that our exploration and acquisition activities will be commercially successful. If gold mineralization is discovered, it may take a number of years from the initial phases of drilling until production is possible, during which time the economic feasibility of production may change. Substantial expenditures are required to acquire existing gold properties, to establish ore reserves through drilling and analysis, to develop metallurgical processes to extract metal from the ore, and in the case of new properties, to develop the processing facilities and infrastructure at any site chosen for mineral exploration. There can be no assurance that any gold reserves or mineralized material that may be discovered or acquired in the future, if any, will be in sufficient quantities or of adequate grade to justify commercial operations or that the funds required for mineral production operation can be obtained on a timely or reasonable basis, if at all. Mining companies must continually replace mineralized material or reserves depleted by production. There can be no assurance that we will be successful in replacing any reserves or mineralized material acquired or established in the future.

***The price of gold and silver fluctuate on a regular basis and a downturn in price could negatively impact our operations and cash flow.***

Our operations will be significantly affected by changes in the market price of gold and silver if we are able to produce gold or other minerals. Gold and silver prices can fluctuate widely and may be affected by numerous factors, such as expectations for inflation, levels of interest rates, currency exchange rates, purchases and sales by governments and central banks, monetary policies employed by the world's major central banks, fiscal policies employed by the world's major industrialized economies, forward selling or other hedging activities, demand for precious metals, global or regional political and economic crises and production costs in major gold-producing regions, such as but not limited to South Africa and the former Soviet Union. The aggregate effect of these factors, all of which are beyond our control, is impossible for us to predict. If gold or silver prices decline substantially, it could adversely affect the realizable value of our assets and potentially, future results of operations and cash flow.

***The use of hedging instruments may not prevent losses being realized on subsequent price decreases or may prevent gains being realized from subsequent price increases.***

We may from time to time sell some future production of gold pursuant to hedge positions. If the gold price rises above the price at which future production has been committed under these hedge instruments, we will have an opportunity loss. If the gold price falls below that committed price, we may experience losses if a hedge counterparty defaults under a contract when the contract price exceeds the gold price. As of December 31, 2015, we have no material open hedge positions.

***Since our business consists of exploring for, producing from, or acquiring gold and silver prospects, the drop in the price of gold or silver will negatively affect our asset values, cash flows, potential revenues and profits.***

We plan to pursue opportunities to acquire properties with gold or silver reserves or mineralized material with exploration potential. The price that we pay to acquire these properties will be influenced, in large part, by the price of gold and silver at the time of the acquisition. Our potential future revenues are expected to be derived from the production and sale of gold and silver from these properties or from the sale of some of these properties. The value of any gold reserves and other mineralized material, and the value of any potential mineral production therefrom, will vary in direct proportion to variations in those mineral prices. The price of gold and silver has fluctuated widely as a result of numerous factors beyond our control. The effect of these factors on the price of gold and silver, and therefore the economic viability of our projects, cannot accurately be predicted. Any drop in the price of gold or silver would negatively affect our asset values, cash flows, potential revenues and profits.

***We compete with other mineral exploration and mining companies which could lead to the loss of opportunities.***

We compete with other mineral exploration and mining companies or individuals, including large, established mining companies with substantial capabilities and financial resources, to acquire rights to mineral properties containing gold and other minerals. There is a limited supply of desirable lands available for claim staking, lease or other acquisition. There can be no assurance that we will be able to acquire such properties when competing against competitors with substantially greater financial resources than we have.

***The estimation of the ultimate recovery of gold and silver from the Lucerne Mine, although based on standard industry sampling and estimating methods, is subjective. Actual recoveries may vary from our estimations.***

Our Lucerne Mine utilizes the heap leach process to extract gold and silver from ore. The heap leach process extracts gold and silver by placing ore on an impermeable pad and applying a diluted cyanide solution that dissolves a portion of the contained gold and silver, which are then recovered in metallurgical processes. We use several integrated steps in the process of extracting gold and silver to estimate the metal content of ore placed on the leach pad. Although we refine our estimates as appropriate at each step in the process, the final amounts are not determined until a third-party smelter converts the doré and determines final ounces of gold and silver available for sale. We then review this end result and reconcile it to the estimates we developed and used throughout the production process. Based on this review, we adjust our estimation procedures when appropriate. Due to the complexity of the estimation process and the number of steps involved, among other things, actual recoveries can vary from estimates, and the amount of the variation could be significant and could have a material adverse impact on our financial condition and results of operations.

Each of these factors not only applies to our current and future operations at the Lucerne Mine, but will also apply to any other active mine property and any future development of other properties not yet in production. In the case of mines that we may develop in the future, we will not have the benefit of actual experience in our estimates with respect to those mines, and there is a greater likelihood that actual results will vary from the estimates.

***Resource and other mineralized material calculations are estimates only, and are subject to uncertainty due to factors including metal prices, inherent variability of the ore and recoverability of metal in the mining process.***

The calculation of mineral resources, other mineralized material and grading are estimates and depend upon geological interpretation and statistical inferences or assumptions drawn from drilling and sampling analysis, which may prove to be unpredictable. There is a degree of uncertainty attributable to the calculation of mineral resources and corresponding grades. Until mineral resources and other mineralized materials are actually mined and processed, the quantity of ore and grades must be considered as an estimate only. In addition, the quantity of mineral resources and other mineralized materials and ore may vary depending on metal prices. Any material change in the quantity of mineral resources, other mineralized materials, mineralization, grade or stripping ratio may affect the economic viability of our properties. In addition, we can provide no assurance that gold recoveries or other metal recoveries experienced in small-scale laboratory tests will be duplicated in larger scale tests under on-site conditions or during production.

***Our mining production depends on the availability of sufficient water supplies.***

Our mining operations require significant quantities of water for mining, ore processing and related support facilities. Most of our mining operations are in areas where water is scarce and competition among users for continuing access to water is significant. Continuous production at our mines is dependent on our ability to maintain our water rights and claims, and the continuing physical availability of the water supplies.

***Cost estimates and timing of new projects are uncertain, which may adversely affect our expected production and profitability.***

The capital expenditures and time required to develop and explore our properties, including the Lucerne Mine and the Dayton Resource area, are considerable and changes in costs, construction schedules or both, can adversely affect project economics and expected production and profitability. There are a number of factors that can affect costs and construction schedules, including, among others:

- availability of labor, energy, transportation, equipment, and infrastructure;
- changes in input commodity prices and labor costs;
- fluctuations in currency exchange rates;
- availability and terms of financing;
- changes in anticipated tonnage, grade and metallurgical characteristics of the ore to be mined and processed;
- recovery rates of gold and other metals from the ore;
- difficulty of estimating construction costs over a period of a year;
- delays in completing any environmental review or in obtaining environmental or other government permits;
- weather and severe climate impacts; and
- potential delays related to social and community issues.

We currently recover gold and silver from oxide ores at the Lucerne Mine. Oxide heap leach mining and processing has inherent variation, therefore, the costs and yields from this type of operation could vary greatly from our estimates.



***We may experience increased costs or losses resulting from the hazards and uncertainties associated with mining.***

The exploration for natural resources and the development and production of mining operations are activities that involve a high level of uncertainty. These can be difficult to predict and are often affected by risks and hazards outside of our control.

These factors include, but are not limited to:

- environmental hazards, including discharge of metals, concentrates, pollutants or hazardous chemicals;
- industrial accidents, including in connection with the operation of mining transportation equipment, milling equipment and/or conveyor systems and accidents associated with the preparation and ignition of large-scale blasting operations, milling, processing and transportation of chemicals, explosives or other materials;
- surface or underground fires or floods;
- unexpected geological formations or conditions (whether in mineral or gaseous form);
- ground and water conditions;
- fall-of-ground accidents in underground operations;
- failure of mining pit slopes and tailings dam walls;
- seismic activity; and
- other natural phenomena, such as lightning, cyclonic or tropical storms, floods or other inclement weather conditions.

***Our activities are inherently hazardous and any exposure may exceed our insurance limits or may not be insurable.***

Mineral exploration and operating activities are inherently hazardous. Operations in which we have direct or indirect interests will be subject to all the hazards and risks normally incidental to exploration and production of gold and other metals, any of which could result in work stoppages, damage to property and possible environmental damage. The nature of these risks is such that liabilities might exceed any applicable liability insurance policy limits. It is also possible that the liabilities and hazards might not be insurable, or we could elect not to insure ourselves against such liabilities because of the high premium costs, in which event, we could incur significant costs that could have a material adverse effect on our financial condition.

***Our ability to execute our strategic plans depends upon our success in obtaining a variety of required governmental approvals that may be opposed by third-parties.***

We do not possess all of the governmental approvals necessary to conduct the full extent of the operations contemplated by our strategic plan. Those operations will be delayed, hindered or prevented to the extent that we are unable to obtain the necessary permits and approvals in a timely fashion or at all. This inability may occur due to a variety of factors, including opposition by third parties, such as members of the public or environmental groups. We expect that future permit and approval applications and issuances will meet with similar opposition. We may encounter delays and added costs if permits and approvals are challenged.

***Mining companies are increasingly required to consider and provide benefits to the communities in which they operate.***

As a result of public concern about the real or perceived detrimental effects of economic globalization and global climate impacts, businesses generally, and corporations in natural resource industries, face increasing public scrutiny of their activities. These businesses are under pressure to demonstrate that, as they seek to generate satisfactory returns on investment to shareholders, other stakeholders, including employees, governments, and communities surrounding operations benefit and will continue to benefit from their commercial activities. Such pressures tend to be particularly focused on companies whose activities are perceived to have a high impact on their social and physical environment. The potential consequences of these pressures include reputational damage, legal suits, increasing social investment obligations and pressure to increase taxes and royalties payable to governments and communities.

***Our operations are subject to strict environmental laws and regulations, which could result in added costs of operations and operational delays.***

Our operations are subject to strict environmental regulations, which could result in additional costs and operational delays. All phases of our operations are subject to environmental regulation. Environmental legislation is evolving in the United States generally, and Nevada specifically, in a manner that may require stricter standards and enforcement, increased fines and penalties for non-compliance, more stringent environmental assessments of proposed projects, and a heightened degree of responsibility for companies and their officers, directors, and employees. There is no assurance that any future changes in environmental regulation will not negatively affect our projects.

At the state level, mining operations in Nevada are regulated by NDEP. Nevada state law requires our Nevada projects to hold Nevada water pollution control permits, which dictate operating controls and closure and post-closure requirements directed at protecting surface and ground water. In addition, we are required to hold Nevada reclamation permits required under Nevada law. These permits mandate concurrent and post-mining reclamation of mines and require the posting of reclamation bonds sufficient to guarantee the cost of mine reclamation. Other Nevada regulations govern operating and design standards for the construction and operation of any source of air contamination and landfill operations. Any changes to these laws and regulations could have a negative impact on our financial performance and results of operations by, for example, requiring changes to operating constraints, technical criteria, fees or surety requirements.

***Regulations and pending legislation governing issues involving climate change could result in increased operating costs which could have a material adverse effect on our business.***

Our business is an energy-intensive undertaking, resulting in a significant carbon footprint. A number of governments or governmental bodies have introduced or are contemplating regulatory changes in response to the potential impacts of climate change that are viewed as the result of emissions from the combustion of carbon-based fuels. In December 2009, the EPA issued an endangerment finding under the U.S. Clean Air Act that current and projected concentrations of certain mixed greenhouse gases, including carbon dioxide, in the atmosphere threaten the public health and welfare. Regulations have been adopted and additional laws or regulations may be promulgated in the U.S. to address the concerns raised by such endangerment finding. Legislation and increased regulation and requirements regarding climate change could impose increased costs on us and our suppliers, including increased energy, capital equipment, environmental monitoring and reporting and other costs to comply with such regulations. Until the timing, scope and extent of any future requirements becomes known, we cannot predict the effect on our financial condition, financial position, results of operations and ability to compete.

***Because our land holdings are within the Carson River Mercury Superfund Site, our operations are subject to certain soil sampling and potential remediation requirements, which may result in added costs and delays; and we are also potentially subject to further costs as the result of on-going government investigation and future remediation decisions.***

Substantially all of our land holdings are within the Carson River Mercury Superfund Site (CRMS) Study Area and portions are within the risk area boundaries identified by NDEP and the United States Environmental Protection Area (USEPA). These risk areas have been defined due to the known or suspected presence of certain contaminants of concern, including mercury, arsenic and lead. To comply with the agencies' requirements in these areas, the Company conducts soil sampling pursuant to a plan that has been approved by NDEP. This sampling is intended to demonstrate the absence of contamination before mining, processing or other operations in that area. If contamination above agency-established levels of concern is encountered, the Company intends to excavate and process such materials for metals recovery wherever feasible. If metals recovery is not feasible, the Company may avoid or defer excavating in that area, remove the materials for disposal, or cover the area with clean fill material. Through this sampling program and, if necessary, removal of contaminated materials, the Company intends to enable NDEP and USEPA to better define the Carson River Superfund Site and the currently designated risk areas so as to eventually exclude our land holdings from such areas and from the Site itself to the maximum extent feasible. NDEP and USEPA are continuing to study the ecological and human health risks that may be presented by contaminated sediments in certain portions of the Carson River watershed and downstream areas. The agencies' studies indicate that these contaminants are primarily associated with historic mining tailings that have been redistributed into these waterways. The agencies have not adopted a remedial plan for these sediments nor have they decided whether remediation will be undertaken. Thus, there is no assurance that the Company will not be asked to undertake additional investigatory or remediation activities or to pay for such activities by the agencies or that future changes in CRMS-related requirements will not negatively affect our operations.

***Our insurance and surety bonds for environmental-related issues are limited.***

Our insurance and surety bonds against environmental risks are limited as to the maximum protection against potential liability for pollution or other hazards as a result of the disposal of waste products occurring from exploration and production. Further, there is no assurance that insurance carriers or surety bond providers will be able to meet their obligations under our arrangements with them. In the event that our environmental liabilities and costs exceed the coverage provided by our insurance carriers and surety bond providers or such parties are unable to meet their obligations, we would have limited funds available to us to remedy such liabilities or costs or for future operations. If we are unable to fund the cost of remedying an environmental problem, we also might be required to enter into an interim compliance measure pending completion of the required remedy.

***We are subject to federal and state laws that require environmental assessments and the posting of bonds, which add significant costs to our operations and delays in our projects.***

Mining companies must post a bond or other surety to guarantee the cost of post-mining reclamation. These requirements could add significant additional cost and delays to any mining project undertaken by us. Our mineral exploration operations are required to be covered by reclamation bonds deemed adequate by regulators to cover these risks. We believe we currently maintain adequate reclamation bonds for our operations.

BLM requires that mining operations on lands subject to its regulation obtain an approved plan of operations subject to environmental impact evaluation under the National Environmental Policy Act. Any submission or significant modification to a plan of operations may also require the completion of an environmental assessment or Environmental Impact Statement prior to approval.

***The Company's costs of close- down, reclamation, and rehabilitation could be higher than expected.***

Close-down and reclamation works to return operating sites to the community can be extensive and costly. Estimated costs are provided for, and updated annually, over the life of each operation but the provisions might prove to be inadequate due to changes in legislation, standards and the emergence of new, or increases in the cost of, reclamation techniques. In addition, the expected timing of expenditure could change significantly due to changes in the business environment that might vary the life of an operation.

***We may be subject to litigation.***

We may be subject to legal proceedings. Due to the nature of our business, we may be subject to a variety of regulatory investigations, claims, lawsuits and other proceedings in the ordinary course of our business. The results of these legal proceedings cannot be predicted with certainty due to the uncertainty inherent in litigation, including the effects of discovery of new evidence or advancement of new legal theories, the difficulty of predicting decisions of judges and juries and the possibility that decisions may be reversed on appeal. There can be no assurances that these matters will not have a material adverse effect on our business.

***Title claims against our properties could require us to compensate parties making such claims, if successful, and divert management's time from operations.***

There may be challenges to our title in the properties in which we hold material interests. If there are title defects with respect to any of our properties, we might be required to compensate other persons or perhaps reduce our interest in the affected property. The validity of unpatented mineral claims, which constitute most of our holdings in the United States, is often uncertain and may be contested by the federal government and other parties. The validity of an unpatented mineral claim, in terms of both its location and its maintenance, depends on strict compliance with a complex body of federal and state, statutory and decisional law. Although we have attempted to acquire satisfactory title to our properties, we have not obtained title opinions or title insurance with respect to the acquisition of the unpatented mineral claims. The investigation and resolution of title issues would divert management's time from ongoing exploration programs.

***Our business depends on a limited number of key personnel, the loss of who could negatively affect us.***

Our officers and employees are important to our success. If any of them becomes unable or unwilling to continue in their respective positions, and we are unable to find suitable replacements, our business and financial results could be materially negatively affected.

***Our business may be adversely affected by information technology disruptions.***

Cybersecurity incidents are increasing in frequency, evolving in nature and include, but are not limited to, installation of malicious software, unauthorized access to data and other electronic security breaches that could lead to disruptions in systems, unauthorized release of confidential or otherwise protected information and the corruption of data. We believe that we have implemented appropriate measures to mitigate potential risks. However, given the unpredictability of the timing, nature and scope of information technology disruptions, we could be subject to manipulation or improper use of our systems and networks or financial losses from remedial actions, any of which could have a material adverse effect on our financial condition and results of operations.

***We rely on contractors to conduct a significant portion of our operations and construction projects.***

A significant portion of our operations and construction projects are currently conducted in whole or in part by contractors. As a result, our operations are subject to a number of risks, some of which are outside our control, including:

- Negotiating agreements with contractors on acceptable terms;
- The inability to replace a contractor and its operating equipment in the event that either party terminates the agreement;
- Reduced control over those aspects of operations which are the responsibility of the contractor;
- Failure of a contractor to perform under its agreement;
- Interruption of operations or increased costs in the event that a contractor ceases its business due to insolvency or other unforeseen events;
- Failure of a contractor to comply with applicable legal and regulatory requirements, to the extent it is responsible for such compliance; and
- Problems of a contractor with managing its workforce, labor unrest or other employment issues.

In addition, we may incur liability to third parties as a result of the actions of our contractors. The occurrence of one or more of these risks could adversely affect our results of operations and financial position.

***Our business requires substantial capital investment and we may be unable to raise additional funding on favorable terms.***

The construction and operation of potential future projects and various exploration projects will require significant funding. Our operating cash flow and other sources of funding may become insufficient to meet all of these requirements, depending on the timing and costs of development of these and other projects. As a result, new sources of capital may be needed to meet the funding requirements of these investments and fund our ongoing business activities. Our ability to raise and service significant new sources of capital will be a function of macroeconomic conditions, future gold and silver prices, our operational performance and our current cash flow and debt position, among other factors. In the event of lower gold and silver prices, unanticipated operating or financial challenges, or a further dislocation in the financial markets as experienced in recent years, our ability to pursue new business opportunities, invest in existing and new projects, fund our ongoing operations and retire or service all of our outstanding debt could be significantly constrained.

***Our substantial indebtedness and payment obligations under capital leases could adversely affect our operations, financial condition, cash flow, and operating flexibility.***

Our significant amount of outstanding indebtedness and lease payment obligations, and the covenants contained in our debt agreements and documents governing such obligations, could have a material adverse effect on our operations and financial condition. The size and terms of certain of our agreements limits our ability to obtain additional debt financing to fund future working capital, acquisitions, capital expenditures, engineering and product development costs, and other general corporate requirements. Other consequences for our operations could include:

- making it more difficult for us to satisfy our obligations with respect to our other indebtedness, which could in turn result in an event of default on such other indebtedness;
- impairing our ability to obtain additional financing in the future for working capital, capital expenditures, acquisitions, general corporate purposes or other purposes;
- requiring us to dedicate a substantial portion of our cash flow from operations to debt service payments, thereby reducing the availability of cash for working capital, capital expenditures, acquisitions, general corporate purposes or other purposes;
- limiting our flexibility in planning for, or reacting to, changes in our business and the industry in which we operate; and
- placing us at a competitive disadvantage compared to our competitors that have proportionately less debt.

Our ability to make required payments of principal and interest on our debt and lease payments under our capital leases will depend on our future performance and the other cash requirements of our business. Our performance is subject to general economic, political, financial, competitive, and other factors that are beyond our control in addition to challenges that are unique to the Company. We cannot provide any assurance that our business will generate sufficient cash flow from operations or that future borrowings will be available in an amount sufficient to enable us to service our indebtedness and lease obligations.

Our debt and lease agreements contain certain restrictive covenants and customary events of default. These restrictive covenants limit our ability to take certain actions, such as, among other things: make restricted payments; incur additional debt and issue certain preferred stock; create liens; engage in mergers or consolidations or transfer all or substantially all of our assets; make certain dispositions and transfers of assets; place limitations on the ability of our restricted subsidiaries to make distributions; enter into transactions with affiliates; and guarantee indebtedness. One or more of these restrictive covenants may limit our ability to execute our preferred business strategy, take advantage of business opportunities, or react to changing industry conditions.

Upon an event of default, if not waived by our financing parties, our financing parties may declare all amounts outstanding as due and payable, which may cause cross-defaults under our other obligations. If our current financing parties accelerate the maturity of our indebtedness or obligations, we may not have sufficient capital available at that time to pay the amounts due to our financing parties on a timely basis, and there is no guarantee that we would be able to repay, refinance, or restructure the payments on such debt and lease obligations. Further, the financing parties would have the right to foreclose on certain of our assets, which could have a material adverse effect on our Company.

***Our stock is a penny stock and trading of our stock may be restricted by the SEC's penny stock regulations, which may limit a stockholder's ability to buy and sell our stock.***

Our stock is a penny stock. Rule 3a51-1 generally defines "penny stock" to be any equity security that has a market price (as defined) less than \$5.00 per share or an exercise price of less than \$5.00 per share, subject to certain exceptions. Our securities are covered by the penny stock rules, which impose additional sales practice requirements on broker-dealers that sell to persons other than established customers and "accredited investors." The term "accredited investor" refers generally to institutions with assets in excess of \$5,000,000 or individuals with a net worth in excess of \$1,000,000 (excluding one's primary residence) or annual income exceeding \$200,000 individually or \$300,000 jointly with their spouse. The penny stock rules (including Rule 15c-9) require a broker-dealer, prior to a transaction in a penny stock not otherwise exempt from the rules, to deliver a standardized risk disclosure document in a form prepared by the SEC, which provides information about penny stocks and the nature and level of risks in the penny stock market. The broker-dealer also must provide the customer with current bid and offer quotations for the penny stock, the compensation of the broker-dealer and its salesperson in the transaction, and monthly account statements showing the market value of each penny stock held in the customer's account. The bid and offer quotations, and the broker-dealer and salesperson compensation information, must be given to the customer orally or in writing prior to effecting the transaction and must be given to the customer in writing before or with the customer's confirmation. In addition, the penny stock rules require that, prior to a transaction in a penny stock not otherwise exempt from these rules, the broker-dealer must make a special written determination that the penny stock is a suitable investment for the purchaser and receive the purchaser's written agreement to the transaction. These disclosure requirements may have the effect of reducing the level of trading activity in the secondary market for the stock that is subject to these penny stock rules. Consequently, these penny stock rules may affect the ability of broker-dealers to trade our securities. We believe that the penny stock rules discourage investor interest in and limit the marketability of our common stock. The Financial Industry Regulatory Authority (FINRA) sales practice requirements may also limit a stockbroker's ability to buy or sell our stock.

In addition to the "penny stock" rules promulgated by the SEC, FINRA has adopted rules that require that in recommending an investment to a customer, a broker-dealer must have reasonable grounds for believing that the investment is suitable for that customer. Prior to recommending speculative low priced securities to their non-institutional customers, broker-dealers must make reasonable efforts to obtain information about the customer's financial status, tax status, investment objectives, and other information. Under interpretation of these rules, FINRA believes that there is a high probability that speculative low priced securities will not be suitable for at least some customers. The FINRA requirements make it more difficult for broker-dealers to recommend that their customers buy our common stock, which may limit your ability to buy or sell our stock and have an adverse effect on the market for our shares.

***If we are unable to maintain the listing standards of the NYSE MKT, our common stock may be delisted, which may have a material adverse effect on the liquidity and value of our common stock.***

Our common stock is traded on the NYSE MKT. To maintain our listing on the NYSE MKT, we must meet certain financial and liquidity criteria. The market price of our common stock has been and may continue to be subject to significant fluctuation as a result of periodic variations in our revenues and results of operations. If we fail to meet any of the NYSE MKT's listing standards, we may be delisted. In the event of delisting, trading of our common stock would most likely be conducted in the over the counter market on an electronic bulletin board established for unlisted securities, which could have a material adverse effect on the market liquidity and value of our common stock.

***The price of the Company's common stock may fluctuate significantly, which could negatively affect the Company and holders of its common stock.***

The market price of the Company's common stock may fluctuate significantly from time to time as a result of many factors, including:

- investors' perceptions of the Company and its prospects;
- investors' perceptions of the Company's and/or the industry's risk and return characteristics relative to other investment alternatives;
- investors' perceptions of the prospects of the mining and commodities markets;
- difficulties between actual financial and operating results and those expected by investors and analysts;
- our inability to obtain permits or otherwise fail to reach Company objectives;
- changes in our capital structure;
- trading volume fluctuations;
- actual or anticipated fluctuations in quarterly financial and operational results;
- volatility in the equity securities market; and
- sales, or anticipated sales, of large blocks of the Company's common stock.

***If securities or industry analysts do not publish research or publish inaccurate or unfavorable research about our business, our stock price and trading volume could decline.***

The trading market for our common stock will depend in part on the research and reports that securities or industry analysts publish about us or our business. We have relatively little research coverage by securities and industry analysts. If no additional industry analysts commence coverage of the Company, the trading price for our common stock could be negatively impacted. If one or more of the analysts who cover us downgrades our common stock or publishes inaccurate or unfavorable research about our business, our stock price would likely decline. If one or more of these analysts cease coverage of us or fail to publish reports on us regularly, demand for our common stock could decrease, which could cause our stock price and trading volume to decline.

***We do not expect to pay any cash dividends for the foreseeable future.***

We currently expect to retain all available funds and future earnings, if any, for use in the operation and growth of our business and do not anticipate paying any cash dividends in the foreseeable future. Any future determination to pay cash dividends will be at the discretion of our Board, subject to compliance with applicable law, our organizational documents and any contractual provisions, including under agreements for indebtedness we may incur, that restrict or limit our ability to pay dividends, and will depend upon, among other factors, our results of operations, financial condition, earnings, capital requirements and other factors that our Board deems relevant. Investors seeking cash dividends in the foreseeable future should not purchase our common stock.



***The concentrated beneficial ownership of our common stock and the ability it affords to control our business may limit or eliminate other shareholders' ability to influence corporate affairs.***

Based on filings made with the SEC, Mr. John V. Winfield, and entities that he controls (the “Winfield Group”) own 47,130,077 shares of the Company’s common stock and Van Den Berg Management, Inc. owns 29,579,066 shares of the Company’s common stock. Collectively, such shareholders own 76,709,143 shares, or approximately 47.3% of the Company’s outstanding common stock as of December 31, 2015. Because of this concentrated stock ownership, the Company’s largest shareholders will be in a position to significantly influence the election of our board of directors and all other decisions on all matters requiring shareholder approval. As a result, the ability of other shareholders to determine the management and policies of the Company is significantly limited. The interests of these shareholders may differ from the interests of other shareholders with respect to the issuance of shares, business transactions with or sales to other companies, selection of officers and directors and other business decisions. This level of control may also have an adverse impact on the market value of our shares because our largest shareholders may institute or undertake transactions, policies or programs that may result in losses, may not take any steps to increase our visibility in the financial community and/or may sell sufficient numbers of shares to significantly decrease our price per share.

***Restrictions imposed by the 2015 Stockholders' Agreement and the Revolving Credit Facility may inhibit growth.***

The 2015 Stockholders’ Agreement and the Revolving Credit Facility limit the ability of the Company to incur debt, incur liens, issue securities, enter into merger or acquisition transactions, redeem capital stock, or pay dividends to common shareholders, among other things. Such restrictions could significantly impact the Company’s ability to take certain actions that potentially could enhance shareholder value. Refer to Part III, Item 13 for more information about the Stockholder’s Agreement.

***The terms of the Operating Agreement of Northern Comstock LLC require significant cash payments and may significantly dilute the ownership interests of the common stock.***

The Operating Agreement of Northern Comstock LLC requires that the Company make monthly cash capital contributions of \$30,000 to Northern Comstock LLC and annual capital contributions in the amount of \$482,500 payable in common stock or cash, at the Company's option, unless the Company has cash and cash equivalents in excess of \$10,500,000 on the date of such payments, wherein the Company would then be required to pay in cash. The number of shares to be delivered is calculated by dividing the amount of the capital contribution by the volume-weighted average closing price of the Company’s common stock on its primary trading market for the previous 20 consecutive trading days prior to such capital contribution. The Operating Agreement also provides for a one-time acceleration of \$812,500 of the capital contributions payable when the Company receives net cash proceeds from sources other than operations that exceed \$6,250,000. The agreement also includes an ongoing acceleration of the Company’s capital contribution obligations equal to 3% of the net smelter returns generated by the properties subject to the Northern Comstock LLC joint venture. The Operating Agreement also provides that if the Company defaults in its obligation to make the scheduled capital contributions, then the remaining capital contribution obligations may be converted into the principal amount of a 6% per annum promissory note payable by the Company on the same schedule as the capital contributions, secured by a mortgage on the properties subject to the Northern Comstock LLC joint venture. The operating agreement requires that these capital contributions, totaling \$9.75 million, commence in October 2015, and end in September 2027, unless prepaid by the Company. The Amendments also eliminated all royalties with the related party associated with these properties.

***The Company may issue additional common stock or other equity securities in the future that could dilute the ownership interest of existing stockholders.***

The Company is currently authorized to issue 3,950,000,000 shares of common stock, of which 159,917,711 shares were issued and outstanding as of December 31, 2015, and 50,000,000 shares of preferred stock, of which 0 Preferred Shares are issued and outstanding as of the December 31, 2015. To maintain its capital at desired levels or to fund future growth, the Board may decide from time to time to issue additional shares of common stock, or securities convertible into, exchangeable for or representing rights to acquire shares of common stock. The sale of these securities may significantly dilute stockholders’ ownership interest and the market price of the common stock. New investors in other equity securities issued by the Company in the future may also have rights, preferences and privileges senior to the Company’s current stockholders that may adversely impact its current stockholders.

***We have made and may in the future pursue investments in other companies, which could harm our operating results.***

We have made, and could make in the future, investments in other companies, including privately-held companies in a development stage. Many of these private equity investments are inherently risky because the companies' businesses may never develop, and we may incur losses related to these investments. In addition, we may be required to write down the carrying value of these investments to reflect other-than-temporary declines in their value, which could have a material adverse effect on our financial position and results of operations.

***We may pursue acquisitions of other companies or new properties, which could harm our operating results, may disrupt our business and could result in unanticipated accounting charges.***

Acquisitions of other companies or new properties may create additional, material risks for our business that could cause our results to differ materially and adversely from our expected or projected results. Such risk factors include the effects of possible disruption to the expansion of our production capacity, permit requirements, debt incurred or capital stock issued to make such acquisitions, the impact of any such acquisition on our financial results, negative customer reaction to any such acquisition and our ability to successfully integrate an acquired company's operations with our operations. If the purchase price of any acquired businesses exceeds the current fair values of the net tangible assets of such acquired businesses, we would be required to record material amounts of goodwill or other intangible assets, which could result in significant impairment and amortization expense in future periods. These charges, in addition to the results of operations of such acquired businesses and potential restructuring costs associated with an acquisition, could have a material adverse effect on our business, financial condition and results of operations. We cannot forecast the number, timing or size of future acquisitions, or the effect that any such acquisitions might have on our operating or financial results. Furthermore, potential acquisitions, whether or not consummated, will divert our management's attention and may require considerable cash outlays at the expense of our existing operations. In addition, to complete future acquisitions, we may issue equity securities, incur debt, assume contingent liabilities or have amortization expenses and write-downs of acquired assets, which could adversely affect our profitability.

***Diversity in application of accounting literature in the mining industry may impact our reported financial results.***

The mining industry has limited industry-specific accounting literature and, as a result, we understand diversity in practice exists in the interpretation and application of accounting literature to mining-specific issues. As diversity in mining industry accounting is addressed, we may need to restate our reported results if the resulting interpretations differ from our current accounting practices. See Note 2 to the Consolidated Financial Statements for a summary of our significant accounting policies.

## **Item 2. Properties**

### ***Comstock Mine Project***

#### ***Location, Access, and Title to the Property***

The Comstock Mine Project is located in Storey and Lyon Counties, Nevada. The property is physically situated just south of Virginia City, Nevada. Paved state routes from Reno, Carson City, and Virginia City provide access to the property. The Comstock Mine Project has been the focus of our efforts since 2007, and has been the subject of four National Instrument 43-101 (NI 43-101) technical reports published in May and August 2010, November 2011 and January 2013.

Our property rights to the mineral estate of the Comstock Mine Project consist of five mineral leases, one joint venture (providing exclusive rights to exploration, development, mining and production), and fee ownership of real property and mining claims administered by the BLM. This project has 110 patented and 351 unpatented mineral lode claims, as well as 25 unpatented placer claims. The Comstock Mine Project holdings consist of approximately 8,546 acres of mining claims and parcels. The acreage is comprised of approximately 2,245 acres of patented claims (private lands), surface parcels (private lands), and approximately 6,301 acres of unpatented mining claims that the BLM administers.

The Comstock Mine Project mineral leases are as follows:

#### *Fred Garrett - Lease*

On April 1, 2008, we entered into a mineral exploration and mining lease agreement with Fred Garrett et al, covering one patented claim located in Storey County, Nevada. The lease remains in effect as long as exploration, development, mining, or processing operations are being conducted on a continuous basis, without a lapse of activity for more than 180 days. We pay a royalty to the lessor of \$250 per month or a 3% net smelter royalty ("NSR"), whichever is greater. We are responsible for the payment and filing of annual maintenance fees, if any, and taxes for these claims.

#### *James Obester Lease*

On August 1, 2008, we entered into a mineral exploration and mining lease agreement with James Obester, covering ten unpatented claims located in Storey County. The lease remains in effect as long as exploration, development, mining, or processing operations are conducted on a continuous basis, without a lapse of activity of more than 180 days. We pay a royalty to the lessor amounting to \$200 per month for the first two years and later increasing to \$300 per month for the following three years, and then increasing to \$500 per month thereafter. In addition, a NSR royalty percentage is applicable. The royalty percentage is a 2% NSR when the market price of gold is \$900 or less per ounce and 3% NSR when gold is greater than \$900 per ounce. We are also responsible for payment and filing of annual maintenance fees, if any, and taxes for these claims.

#### *Railroad & Gold - Lease*

On October 1, 2009, we entered into a mineral exploration and mining lease agreement with Railroad and Gold, LLC covering nine patented mining claims and sixteen unpatented mining claims in Storey County. The lease also includes rights for nine town lots and a rural parcel in American Flats. The lease is for an initial term of 15 years, but remains in effect for as long as exploration, development, mining, or processing operations are conducted on a continuous basis. We made an initial payment of \$25,000 for the lease. The Company makes annual advance minimum royalty payments, which started with \$30,000 on the first anniversary, and increasing by \$5,000 each year. We are also required to pay a 4% NSR, which will be reduced by the sum of previously paid advance minimum royalties. We are also responsible for payment and filing of annual maintenance fees, if any, and taxes for these claims. Effective January 1, 2016 the royalty will be reduced to 1% NSR in exchange for 24 monthly payments of \$2,083. Additionally, starting January 1, 2016 the annual payment on the lease is reduced for 2016 to \$18,000 per year and \$20,400 per year in 2017 and 2018.

#### *New Daney - Lease*

On June 2, 2010, we entered into a mineral exploration and mining lease agreement with New Daney Company, Inc. covering seven unpatented lode claims. These claims are located in Lyon County and are contiguous with the Company's Spring Valley mineral holdings. All production from the property is subject to a 3% NSR. Once permits have been obtained to put the property into production, lease payments will be treated as advance royalties, which will be credited against the NSR. The Company makes advance minimum royalty payments of \$200 per month. The lease is for an initial term of five years. We have the option, if we believe the property warrants further development, to extend an additional five years and then continuously thereafter as long as exploration, development, mining, or processing operations are conducted on a continuous basis.

#### *Renegade Mineral Holdings - Lease*

On October 14, 2010, we acquired twenty-six unpatented lode-mining claims along the southern extension of the Occidental Lode structure in Storey County, Nevada. The historic Occidental Lode, also referred to as the Brunswick Lode, is located 1.5 miles due east of and sub-parallel to the veins of the main Comstock Lode. These claims adjoined and extended the Company's previous holdings of six patented and six unpatented claims, significantly expanding the Company's position on the Occidental Lode. The Lease has an initial term of three years and, in the event we determine that exploration results warrant further development, then the term can be extended initially for two additional six-year terms and then continuously thereafter as long as the Company is producing on property adjacent to or in the vicinity of these claims. The agreement includes a 3% NSR from production with the gold price capped at \$2,000 per ounce. We are also responsible for payment and filing of annual maintenance fees, if any, and taxes for these claims.

On October 20, 2010, the Company entered into an operating agreement (the “Operating Agreement”) to form Northern Comstock LLC (“Northern Comstock”) with Mr. Winfield, our largest shareholder, and an entity controlled by Mr. Winfield, DWC Resources, Inc. (“DWC”). As part of the Operating Agreement, the Company obtained rights relating to certain property formerly owned by DWC in Storey County, Nevada (the “DWC Property”) and two groups of properties leased by Mr. Winfield in Storey County, Nevada from the Sutro Tunnel Company (the “Sutro Property”) and Virginia City Ventures (the “VCV Property”).

Pursuant to the terms of the Operating Agreement for Northern Comstock, DWC contributed the DWC Property to Northern Comstock and John Winfield contributed his rights under the Sutro Property and the VCV Property to Northern Comstock. The Company contributed 862.5 shares of Series A-1 Preferred Stock in each annual period from 2010 to 2013, and contributes its services in the area of mine exploration, development and production to Northern Comstock. The terms of the Operating Agreement provided that on each anniversary of the Operating Agreement, up to and including the thirty-ninth (39<sup>th</sup>) anniversary, the Company would make additional capital contributions in the amount of \$862,500, in the form of Series A-1 Preferred Stock or cash (upon request of Northern Comstock, which request for cash can be denied by the Company in certain circumstances).

On August 27, 2015 the Company signed an amendment related to the restructuring of its Joint Venture agreement with Northern Comstock LLC. The Amendments resulted in reduced capital contribution obligations of the Company from \$31.05 million down to \$9.75 million. The Operating Agreement of Northern Comstock LLC requires that the Company make monthly cash capital contributions of \$30,000 to Northern Comstock LLC and annual capital contributions in the amount of \$482,500 payable in stock or cash, at the Company's option, unless the Company has cash and cash equivalents in excess of \$10,500,000 on the date of such payments, wherein the Company would then be required to pay in cash. The number of shares to be delivered is calculated by dividing the amount of the capital contribution by the volume-weighted average closing price of the Company's common stock on its primary trading market for the previous 20 consecutive trading days prior to such capital contribution. The Operating Agreement also provides for a one-time acceleration of \$812,500 of the capital contributions payable when the Company receives net cash proceeds from sources other than operations that exceed \$6,250,000. The agreement also includes an ongoing acceleration of the Company's capital contribution obligations equal to 3% of the net smelter returns generated by the properties subject to the Northern Comstock LLC joint venture. The Operating Agreement also provides that if the Company defaults in its obligation to make the scheduled capital contributions, then the remaining capital contribution obligations may be converted into the principal amount of a 6% per annum promissory note payable by the Company on the same schedule as the capital contributions, secured by a mortgage on the properties subject to the Northern Comstock LLC joint venture. The operating agreement requires that these capital contributions commence in October 2015, and end in September 2027, unless prepaid by the Company. The Amendments also eliminated all royalties with the related party associated with these properties.

The Operating Agreement provides the Company with the exclusive rights of development, production, mining and exploration on the respective properties and requires the Company to make certain expenditures toward that end. Under the terms of the Operating Agreement, all cash flows from the bullion or other minerals recovered from the ore mined out of the ground but untreated and minerals produced from the milling or reduction of ore to a higher grade produced from the DWC Property, Sutro Property or VCV Property, as applicable, or finished products produced from any such property, will be distributed to the Company after the payment of royalties associated with such properties.

Mineral production from the DWC Property is subject to a 1% NSR payable to Mr. Art Wilson.

Mineral production on the Sutro Property is subject to a royalty of 5% NSR payable to the Sutro Tunnel Company on all production from the Sutro Property. Mineral production from the VCV Property is subject to a 5% NSR. The Company makes advance minimum royalty payments of \$1,000 per month on the Sutro Property and \$6,000 per year on the VCV Property leases. Each lease is for an initial term of five years. We have the option, if we believe the property warrants further development, to extend an additional five years and then continuously thereafter as long as exploration, development, mining, or processing operations are conducted on a continuous basis.

## ***The Como Project***

The Como Project is located in Lyon County, Nevada, approximately 15 miles east of Carson City. The Company performed geological reconnaissance on this property, but has not drilled or collected any samples. We own a 100% interest in eight unpatented lode-mining claims, covering an area of approximately 168 acres in Lyon County, Nevada, that comprise the Como Project.

## ***Facilities Area***

The heap leach facility and former Company headquarters originally occupied a 40-acre site in Storey County, Nevada, at 1200 American Flat Road, approximately three miles south of Virginia City and 30 miles southeast of Reno, Nevada. The property was included in the acquisition of Plum Mining by the Company in November 2003. The site has expanded, through land acquisitions, to 400 acres. The Company's headquarters is at our Corporate Campus at 117, 119 and 123 American Flat Rd. in Gold Hill, Nevada, covering a 5-acre parcel. Our active mining and reclamation operations currently take place over a nearly 100-acre area.

## ***Present Condition of Property and Work Performed***

We have completed extensive geological mapping, sampling, and drilling on a portion of the Comstock Mine Project property, in order to characterize the mineralized material. We have performed metallurgical testing, mine planning, and economic analysis, and have produced internal reports of our mineralized material inventory. However, we have not established reserves that meet the requirements of SEC Industry Guide 7. Therefore, any activities that we perform on our lands and claims are considered exploratory in nature, including test mining.

## ***Description of Equipment and other Infrastructure Facilities***

We own or lease all property and equipment necessary to conduct mining and doré bar processing operations sufficient to support our current production rates.

## ***Geology, Structure and Mineralization***

Gold and silver mineralization in the Lucerne Resource area is highly dependent on geologic attributes including but not limited to: multiple episodes of mineralization; numerous fault structures of varying orientations that acted as fluid conduits for precious metal transport; and amenable host rocks for deposition of economic concentrations of precious metals. The primary host rocks for the current Comstock resource areas are early Miocene age volcanic rocks, primarily andesitic to rhyolite volcanic flows, domes and intrusive rocks.

Mineralization in the Lucerne Resource area is located in the historic mine sites of the Lucerne open-cut, Silver Hill, Hartford and Billie the Kid. The mentioned historic mines extracted precious metals from mining veins developed within the northwest striking Silver City fault zone. Detailed studies by our geologic staff have identified within the Silver City fault zone four definitive sub-parallel northwest striking mineralized structures. The spacing between each of these structures is approximately 100 to 150 feet.

Our geologists have also identified structurally complex zones developed within the Silver City fault zone that have enhanced precious metals grade of contiguous mineralization averaging 0.10 gold ounce per ton for 200 feet. The structural complexity is explained by cross-cutting east-west and northeast striking mineralized structures intersecting with the northwesterly striking assembly of Silver City fault zone structures.

During 2014 and 2015, the mineralized material extracted from the Lucerne Resource area and historical dumps progressively increased in silver content. In early 2014, the silver to gold ratio was approximately 10:1. As the open cut developed the northern Justice portion of the Lucerne and deepened down-dip along the Silver City fault zone, the silver to gold ratio increased. The silver to gold ratio peaked in December 2014 to a high of 18:1. The 2014 weighted average of silver to gold ratio was 17.5: 1. During 2015 the weighted average silver to gold ratio was 14.4:1. This compares to historic ratios of silver to gold of 100:1 located in the northern Comstock District. Currently, exploration drilling has identified gold and silver mineralization over a strike distance of nearly one mile, with definition and in-fill drilling on 50 to 100 foot centers over almost one mile. Mineralization is open-ended to the north and south along strike and down-dip to the east, including the Chute Zone in the eastern portion of the Lucerne Resource area.

### ***Future Exploration Potential***

The Comstock Mining district is a well-known, historic mining district, with over 150 years of production-based history. We have access to extensive reports and maps on various properties in the district, but to-date, we have only conducted detailed geologic exploration and resource modeling on less than 10% of our approximate 8,546-acre land position. We are conducting an ongoing exploration program to locate and test surface and underground mineral targets, as well as deep underground “bonanza” targets, by using historic compilation, geological mapping, geochemical and geophysical investigations and drilling.

In 2014, the Company completed an extensive geologic exercise that included compiling, interpreting, and feasibility modeling for expanded surface mining and initial underground mine development. The models incorporated all available data, including the Company’s drill holes and historic drilling programs, historic underground mine maps, current western mine development and the Company’s detailed surface geologic maps. This work was utilized to develop the underground targets adjacent to the Lucerne Pit.

Apart from the continuing drill program within the Lucerne underground drift (both core and a planned reverse circulation (“RC”) drilling program), the most significant exploration target that the Company is currently exploring is the Succor mineralized zone and the historic Woodville bonanza, both of which are situated adjacent to the southeasterly portion and northern portion, respectively, of the quartz porphyry (“PQ”) zone. The Company recently began an initial phase of drifting extending eastward from Drill Bay 2 toward the intersection of the Succor with the hanging wall of the PQ zone. The Company anticipates continuing the drift in order to intersect a historic haulage level on the Succor vein and to position the Company for exploration of the vein, both by underground RC drilling and extensive sampling and mapping of the workings. Additionally, an approximately 10,000 foot surface RC drill program has been planned for the first quarter of 2016, to further define the top 400 feet of mineralization. Together, these drill and sample programs will incorporate exploration of almost 1,000 vertical feet of known mineralization on the Succor vein system.

The results from the PQ target and Succor drill programs will be incorporated into the geologic model in order to update grade shells and grade models with the objective of deriving a phased reserve model and mine plan.

Exploration within the vicinity of the Lucerne Cut includes a limited surface drilling plan to verify the extent of mineralization and historic mining within the Woodville Bonanza. If warranted, the underground tunnel would be extended north toward the Woodville for further infill drilling. Additional ‘look ahead’ or ‘scouting’ drill holes have also been planned for the area along the footwall of the Silver City Fault east of the Justice Cut.

In the southern part of the Comstock district, the Company has developed a comprehensive drill plan for the Dayton Property designed to deliver a mine plan, economic reserves and mine life. Farther to the south, a limited surface drilling plan has also been developed to expand exploration of known mineralized zones in the Spring Valley area on several of the Company’s claims.

The engineering and geologic staff are also currently expanding their research on other known mineralized areas within the district including the Occidental area and the Gold Hill segment of the Comstock Lode. Research includes compiling historic production records and maps of geology and underground workings.

### **Item 3. Legal Proceedings**

The Company’s mining and exploration activities are subject to various laws and regulations governing the protection of the environment. These laws and regulations are continually changing and are generally becoming more restrictive. The Company believes its operations are in compliance with applicable laws and regulations in all material respects. The Company has made, and expects to make in the future, expenditures to comply with such laws and regulations, but cannot predict the full amount of such future expenditures.



On January 31, 2014, the Comstock Residents Association (the “CRA”) and two of its members filed a civil action in the Third Judicial District Court of the State of Nevada in and for Lyon County (the “District Court”) against the Lyon County Board of Commissioners (the “Commissioners”) and the Company, asking the Court to reverse the Commissioners’ decision to grant an application for master plan amendment and zone change submitted and approved by the Commissioners on January 2, 2014 (the “Application”). Prior to the approval of the Application, the master plan designation and zoning precluded mining on certain property of the Company in the area of Silver City, Lyon County. Generally, the CRA argues, among other things, that the Commissioners should not have approved the Application because the master plan and zoning designations on that property had been in place for more than forty years. In April 2015, the District Court ruled in favor the Company and the Commissioners. The written Order Denying Petition for Judicial Review was filed and mailed to all parties on June 15, 2015. On July 14, 2015, the CRA and one individual (“Appellants”) filed a Notice of Appeal of the Court Order, appealing the decision to the Nevada Supreme Court (“Supreme Court”). On December 9, 2015, Appellants filed their Opening Brief in the Supreme Court, generally repeating the arguments that were made at the District Court. On January 15, 2016 the Company and the Commissioners jointly filed an Answering Brief. The Company believes that the Commissioners properly exercised their statutory authority and the Company, in cooperation with the Commissioners and the Lyon County District Attorney, will continue to aggressively oppose the pending appeal.

Refer to the relevant portions of Note 19 of the Financial Section of this report for additional information on legal proceedings.

From time to time, we are involved in lawsuits, claims, investigations and proceedings that arise in the ordinary course of business. We maintain insurance to mitigate losses related to certain risks. There are no matters pending or threatened that we expect to have a material adverse impact on our business, results of operations, financial condition or cash flow.

#### **Item 4. Mine Safety Disclosures**

Under Section 1503(a) of the Dodd-Frank Wall Street and Consumer Protection Act, mine operations are required to include in their periodic reports filed with the SEC certain information concerning mine safety violations and other regulatory matters. The required information is included in Exhibit 95 to this report.

## PART II

### Item 5. Market for Registrant's Common Equity, Related Stockholder Matters and Issuer Purchases of Equity Securities

#### Price Range of Common Stock

Our common stock is traded on the NYSE MKT exchange under the symbol "LODE." The following table sets forth the quarterly high and low sales prices of our common stock for the periods set forth below:

Quarterly Period	High		Low	
2015				
Fourth Quarter	\$	0.65	\$	0.36
Third Quarter	\$	0.70	\$	0.38
Second Quarter	\$	0.83	\$	0.53
First Quarter	\$	1.11	\$	0.60
2014				
Fourth Quarter	\$	1.36	\$	0.65
Third Quarter	\$	1.69	\$	1.19
Second Quarter	\$	1.77	\$	1.56
First Quarter	\$	2.06	\$	1.63

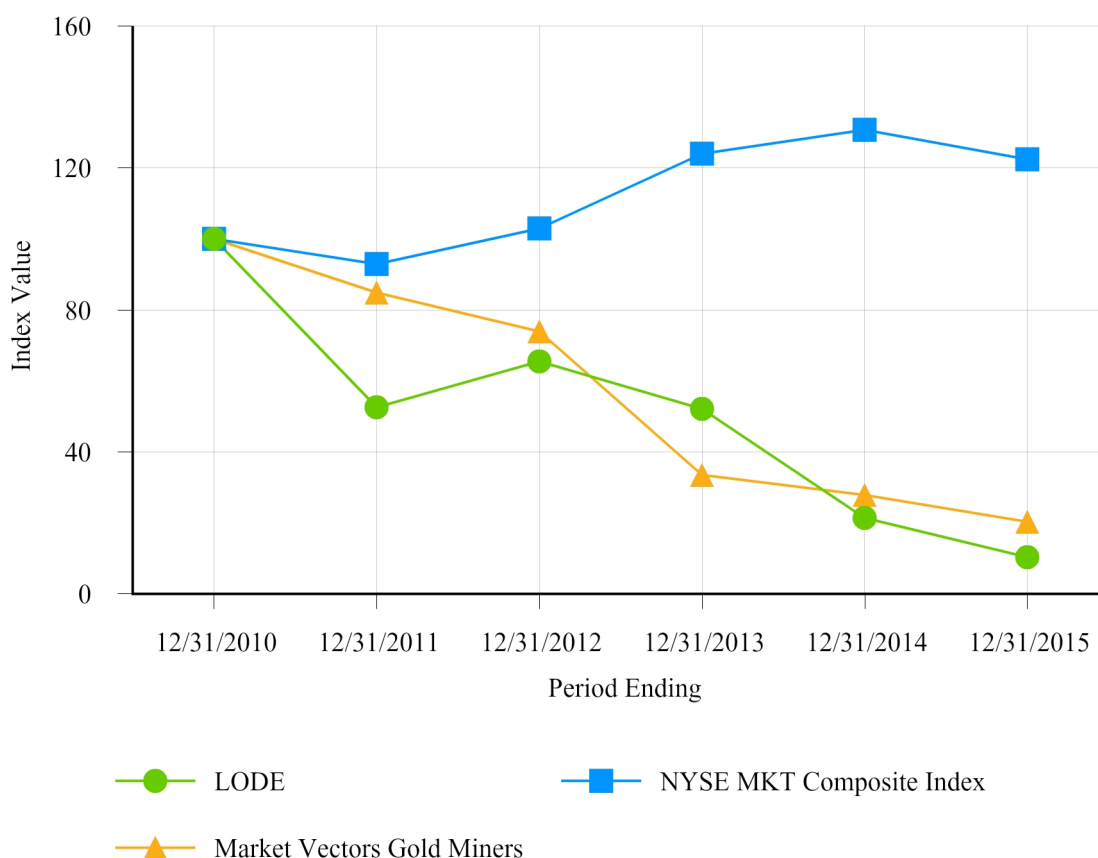
The last reported sale price of our common stock on the NYSE MKT on January 22, 2016, was \$0.42 per share. As of January 22, 2016, the number of holders of record was approximately 530.

#### Performance Graph

*The following information is not deemed to be "soliciting material" or to be "filed" with the SEC or subject to Regulation 14A or 14C under the Exchange Act or to the liabilities of Section 18 of the Exchange Act, and will not be deemed to be incorporated by reference into any filing under the Exchange Act or the Securities Act of 1933, as amended (the "Securities Act"), except to the extent we specifically incorporate it by reference into such filing.*

The following graph compares our cumulative total stockholder return from December 31, 2010 with those of the NYSE MKT Composite Index and the Market Vectors Gold Miners Index. The graph assumes that U.S. \$100 was invested on December 31, 2010 in (1) our common stock, (2) the NYSE MKT Composite Index and (3) the Market Vectors Gold Miners Index. The measurement points utilized in the graph consist of the last trading day in each calendar year, which closely approximates the last day of our respective fiscal year. The historical stock performance presented below is not intended to and may not be indicative of future stock performance.

#### Comparison of 5-Year Cumulative Total Return among Comstock Mining, the NYSE MKT Composite Index and the Market Vectors Gold Miners Index.



	12/31/2010	12/31/2011	12/31/2012	12/31/2013	12/31/2014	12/31/2015
LODE	100.00	52.57	65.50	52.10	21.40	10.32
NYSE MKT Composite Index	100.00	92.95	102.94	124.03	130.73	122.43
Market Vectors Gold Miners	100.00	84.87	73.95	33.49	27.87	20.36

### Equity Compensation Plan Information

See *Equity Compensation Plan Information* under *Item 11. Executive Compensation* and also below for information on plans approved by our stockholders.

### Recent Sales of Unregistered Securities

Set forth below is information regarding shares of common stock issued by us during the year ended December 31, 2015, that were not registered under the Securities Act and not previously disclosed in a quarterly report on Form 10-Q or in a current report on Form 8-K. Also included is the consideration, if any, received by us for such shares and information relating to the section of the Securities Act, or rule of the SEC, under which exemption from registration was claimed.

No underwriters were involved in the foregoing issuances of securities. The offers, sales and issuances of the securities described above were deemed to be exempt from registration under the Securities Act in reliance upon Section 4(2) of the Securities Act. The issuance of stock was a private placement of securities to accredited investors within the meaning of Rule 501 of Regulation D of the Securities Act. Each of the recipients of securities in these transactions had adequate access to information about us through directorships, business or other relationships with the Company.

The disclosure required pursuant to Items 201(d) and (e) of Regulation S-K is incorporated by reference to our definitive proxy statement.

**Dividend Policy**

We have never declared or paid any dividends on our common stock. We do not anticipate paying any cash dividends on our common stock in the foreseeable future. We currently intend to retain future earnings, if any, to finance operations and the expansion of our business. Any future determination to pay cash dividends will be at the discretion of the board of directors and will depend upon our financial condition, operating results, capital requirements and other factors the board of directors deems relevant.

## Item 6. Selected Financial Data

	YEARS ENDED DECEMBER 31,				
	2015	2014	2013	2012	2011
<b>REVENUES</b>					
Revenue - Mining	\$ 18,245,633	\$ 24,736,929	\$ 24,103,013	\$ 4,504,457	\$ —
Revenue - Real estate	247,217	846,432	723,574	634,159	473,386
Total revenues	18,492,850	25,583,361	24,826,587	5,138,616	473,386
<b>COST AND EXPENSES</b>					
Costs applicable to mining revenue	10,652,372	19,126,632	26,495,665	3,554,727	—
Real estate operating costs	342,634	1,260,972	1,117,225	928,897	570,039
Exploration and mine development	6,958,636	2,658,473	3,012,790	11,901,250	7,115,382
Mine claims and costs	1,299,823	2,393,722	2,596,650	2,668,345	2,166,167
Environmental and reclamation	2,054,447	2,464,314	2,895,552	3,735,708	219,778
Land and road development	2,857,720	—	—	—	—
General and administrative	6,752,731	6,371,954	9,641,507	12,669,323	5,956,561
Total cost and expenses	30,918,363	34,276,067	45,759,389	35,458,250	16,027,927
LOSS FROM OPERATIONS	(12,425,513)	(8,692,706)	(20,932,802)	(30,319,634)	(15,554,541)
Total other income (expense), net	1,971,086	(946,067)	(414,218)	(442,639)	3,872,229
LOSS BEFORE INCOME TAXES	(10,454,427)	(9,638,773)	(21,347,020)	(30,762,273)	(11,682,312)
INCOME TAX BENEFIT	—	—	—	—	76,081
NET LOSS	(10,454,427)	(9,638,773)	(21,347,020)	(30,762,273)	(11,606,231)
DIVIDENDS ON CONVERTIBLE PREFERRED STOCK	(5,452,445)	(3,672,785)	(4,016,705)	(4,370,247)	(4,696,766)
NET LOSS AVAILABLE TO COMMON SHAREHOLDERS	<u>\$(15,906,872)</u>	<u>\$(13,311,558)</u>	<u>\$(25,363,725)</u>	<u>\$(35,132,520)</u>	<u>\$(16,302,997)</u>
Net loss per common share – basic	<u>\$ (0.14)</u>	<u>\$ (0.17)</u>	<u>\$ (0.42)</u>	<u>\$ (0.87)</u>	<u>\$ (0.66)</u>
Net loss per common share – diluted	<u>\$ (0.14)</u>	<u>\$ (0.17)</u>	<u>\$ (0.42)</u>	<u>\$ (0.87)</u>	<u>\$ (0.66)</u>
Total assets	\$ 43,212,891	\$ 46,455,872	\$ 43,999,996	\$ 47,864,545	\$ 29,974,152
Long-term debt and capital lease obligations, including current portion	13,297,549	11,598,483	7,907,474	13,731,655	1,437,081
Total stockholders' equity	18,759,470	22,241,100	20,243,748	18,394,562	16,597,675

## **Item 7. Management's Discussion and Analysis of Financial Condition and Results of Operations**

The following discussion provides information that we believe is relevant to an assessment and understanding of the consolidated results of operations and financial condition of the Company as of and for the year ended December 31, 2015, as well as our future results. It should be read in conjunction with the consolidated financial statements and accompanying notes also included in this Form 10-K.

### ***Overview***

The Company is a producing, Nevada-based, gold and silver mining company with extensive, contiguous property in the historic Comstock and Silver City mining districts (collectively, the "Comstock District") and is an emerging leader in sustainable, responsible mining, including concurrent and accelerated reclamations, soil sampling, voluntary air monitoring, cultural asset protection and historical restorations. The Company began acquiring properties in the Comstock District in 2003. Since then, the Company has consolidated a significant portion of the Comstock District, rezoned its properties consistent with mining uses, built an infrastructure, and brought an exploration project into production. The Company received the 2015 Nevada Excellence in Mine Reclamation award, voted on unanimously by five participating Federal and State of Nevada agencies.

The Company continues acquiring additional properties in the district, expanding its footprint and creating opportunities for further exploration, development and mining. The near term goal of our business plan is to deliver stockholder value by validating qualified reserves (proven and probable) and developing longer-lived mine plans from our first two resource areas, Lucerne and Dayton, and significantly grow the commercial development of our operations through extended, long-lived mine plans that are economically feasible and socially responsible.

The Comstock District is located within the western portion of the Basin and Range Province of Nevada, between Reno and Carson City. The Company's headquarters, mine operations and heap leach processing facility are in Storey County, Nevada, at 1200 American Flat Road, approximately three miles south of Virginia City, Nevada and 30 miles southeast of Reno, Nevada. Our Lucerne Resource area is located in Storey County, Nevada, approximately three miles south of Virginia City. Our Dayton Resource area is located in Lyon County, Nevada, approximately six miles south of Virginia City. Access to the properties is by State Route 342, a paved route.

Because of the Comstock District's historical significance, the geology is well known and has been extensively studied by the Company, our advisors and many independent researchers. We have expanded our understanding of the geology of the project area through vigorous surface mapping, geophysical analysis, exploration drilling, drill hole logging and extensive mine development and planning, including geological level plans and cross-sectional analysis. The volume of geologic data is immense, and thus far the reliability has been excellent, particularly in the various Lucerne Mine areas. We have amassed a large library of historic data and detailed surface mapping of Comstock District properties and continue to obtain historic information from private and public sources. We use such data in conjunction with information obtained from our current operations, to target geologically prospective exploration areas and plan exploratory programs, including expanded surface and underground drilling.

The Company achieved initial production and held its first pour of gold and silver on September 29, 2012. The Company produced approximately 22,925 and 18,455 gold equivalent ounces in 2014 and 2015, respectively. That is, the Company produced 19,601 ounces of gold and 222,416 ounces of silver in 2014, and 15,451 ounces of gold and 221,723 ounces of silver in 2015. The Company reduced its strip ratio from a 2014 average of 4.83 to less than 1.0 in 2015. Grade remained strong at 0.031 ounces of gold per ton and 0.659 ounces of silver per ton or higher, continuing the grade improvement trend started in 2014. The recovery rate estimate for gold, for the life of the Lucerne mine to date, has increased to 85%.

We continue expanding our property footprint and creating opportunities for further exploration, development and mining. The Company now owns or controls approximately 8,546 acres of mining claims and parcels in the Comstock and Silver City Districts. The acreage is comprised of approximately 2,245 acres of patented claims (private lands), surface parcels (private lands), and approximately 6,301 acres of unpatented mining claims, which the "BLM" administers.

### ***Our Team***

We believe we have exceptional mine engineering, geological, geo-statistical, metallurgical, safety, regulatory, environmental, financial and operating competencies on our management team. As of December 31, 2015, we have 53 full-time employees. In addition, we have strengthened our system through agreements and relationships with certain key partners.



**Corrado De Gasperis** has been President and CEO of the Company since April 2010, and appointed to the Board of Directors in June 2011. In September, 2015, Mr. De Gasperis also assumed the role of Executive Chairman of the Board. He brings over 27 years of industrial metals and mining manufacturing, operational and financial management, and capital markets experience. Previously, he served as the Chief Executive Officer of Barzel Industries Inc. (formerly Novamerican Steel Inc.) from April 2006 through September 2009. Barzel operated a network of 15 manufacturing, processing and distribution facilities in the United States and Canada that offered a wide range of metal solutions to a variety of industries, including construction, infrastructure development and mining. From 2001 to 2005, he served as Chief Financial Officer of GrafTech International Ltd., a global manufacturer of industrial graphite and carbon-based materials, in addition to his duties as Vice President and Chief Information Officer, which he assumed in 2000. He served as Controller of GrafTech from 1998 to 2000. From 1987 to 1998, Mr. De Gasperis was a certified public accountant with KPMG LLP. As a Senior Assurance Manager in the Manufacturing, Retail and Distribution Practice, he served major clients like General Electric and Union Carbide Corporation. KPMG announced his admittance, as a Partner, effective July 1, 1998.

Mr. De Gasperis holds a BBA from the Ancell School of Business at Western Connecticut State University, with honors. Mr. De Gasperis is also a founding member and the Chairman of the Board of Directors of the Comstock Foundation for History and Culture, a Director of Comstock Real Estate, Inc. (formerly Gold Hill Hotel, Inc.), and a Director of Nevada Works, furthering Northern Nevada's economic development plans. He is also a Member of the NYSE Markets Advisory Committee, the Northern Nevada Development Authority, and the Northern Nevada Network.

**Judd B. Merrill** became Chief Financial Officer of the Company in January 2015, and had been our Chief Accounting Officer since 2014, and our Controller since 2011. Mr. Merrill brings strong mining-based financial and capital resource planning, treasury and cash management experience in addition to his broader financial accounting, reporting and internal control experience, having worked as Controller of Fronteer Gold Inc. and Assistant Controller at Newmont Mining Corp., both in Nevada. He also worked for Meridian Gold Company and Deloitte & Touche LLP.

Mr. Merrill holds a Bachelor of Science in Accounting from Central Washington University and a Masters of Business Administration from the University of Nevada, Reno and is a Certified Public Accountant.

**Laurence G. Martin** has been the Director of Exploration & Mineral Development since 2010, and Chief Geologist since 2008. He brings over 31 years of successful precious metals exploration, mine development and production experience. He participated and supervised exploration projects in Northwest Territories, Canada, Liberia, West Africa, Mexico, Honduras, and areas within the western region of the United States. Mr. Martin's production experience is exemplified by supervisory positions in the following Nevada mines: Manhattan, Borealis, Hog Ranch, and Denton-Rawhide.

Mr. Martin's geologic technical expertise overlapped into the environmental and civil engineering disciplines of geology. He was instrumental in the evaluation of geologic design parameters at the proposed nuclear repository site located at Yucca Mountain, Nevada. Mr. Martin participated in the geo-technical evaluation of the environmentally sensitive sites of Hanford Nuclear Reservation, Washington and Anniston military depot, Alabama; and the rock product dam project, East Side Reservoir Project, California. Most recently, Larry's focus has been in Nevada precious metals exploration projects including: the Sleeper Gold Project and, currently, the Comstock Mine Project. Mr. Martin received his Bachelor of Science in Geologic Engineering from Colorado School of Mines in 1978. He is a Qualified Person (QP) and a Certified Professional Geologist (CPG) accredited by American Institute of Professional Geologists (AIPG). Mr. Martin is a certified expert witness by the 9th District Appellate United States Federal Court in the categories of Exploration and Structural Geology.

**Stephen J. Russell** has been Senior Mine Geologist since 2010. He has over 35 years of experience in precious metal mine planning, grade control, open pit mine production, including extensive heap leaching processing, and exploration. Mr. Russell has extensive Nevada mine planning and production experience and is a recognized authority in the Comstock District. He also has international exploration experience in Chile and China. Mr. Russell's career includes extensive and specific project work in the Comstock District as a Mine Geologist, Exploration Geologist, and Mine Project Planning, including direct experience in the Company's near term production areas including the Lucerne, Dayton and Spring Valley Projects. Mr. Russell is a graduate of California State University in Fresno, where he obtained a B.A. in Industrial Technology in 1971, a B.A. in Geology in 1974, and a Masters in Geology in 1976, with a thesis on stratigraphy and structure of Mesozoic meta-volcanic rocks. He is an industry-published author of unique Western U.S. structural geology.

**Tammy J. Harding** joined the Company in 2015 as Director of Safety. Ms. Harding has over 20 years of mining experience in fields of Materials Management and the Safety Management Systems. She has worked with mining organizations such as Getchell Gold, Goldcorp Marigold Mine, Barrick Turquoise Ridge and most recently with Allied Nevada Hycroft Operation in Winnemucca. Ms. Harding is a member of the Nevada Mining Association, Women In Mining and a volunteer at Humboldt General Hospital EMS/Rescue. Her safety training certifications include Certified Mine Safety Professional by the International Society of Mine Safety Professionals, State of Nevada EMS Instructor, National Safety Council Advanced Safety Certificate, DELTA Safety Leadership and she is currently enrolled in Columbia Southern University completing her Occupational, Safety and Health Degree.

**Timothy J. George** joined the Company in 2014, as Senior Mine Engineer and brings nearly 10 years of experience in mine design, modeling and optimization. Mr. George has evaluated blast and loading designs in copper mining, coordinated production and maintenance activities in coal mines and has extensive long-term, strategic mine design, phasing and near term production scheduling, including geological and block model manipulation, fleet simulations and optimizations for surface mining as well as engineering design and boundary optimization for underground mining. Mr. George holds a Bachelor of Science Degree in Mining Engineering, Cum Laude, from the University of Arizona.

**Elaine D. Barkdull-Spencer** joined the Company in 2013, as Director of External Relations and brings nearly 15 years of experience in economic, business and community development, government relations, and stakeholder management. Prior to joining Comstock Mining, Ms. Spencer worked directly with the Nevada mining industry, as President of the Barkdull Spencer Agency, LLC, providing community and stakeholder management services and facilitating sustainability plans and projects for mining dependent communities. Prior to that, Ms. Spencer was Executive Director at the Elko County Economic Diversification Authority and Chief Executive Officer of the Elko Chamber of Commerce. Ms. Barkdull-Spencer holds an Advanced Professionalism Certificate from University of Nevada, Reno. She also holds various independent professional certifications.

## **Exploration**

### *Exploration and Development of Lucerne Surface and Underground Targets*

During 2015, the Company focused on exploration in the Lucerne Resource area, the Dayton Resource area, and the Succor/Holman Target area. Activity within the Lucerne Resource area included both surface mining and underground exploration and underground drift (tunnel) development. The Company plans to conduct additional, near term exploration within the Lucerne Resource area, including the Quartz Porphyry (PQ), Woodville and recently extended Succor targets, as well as the Dayton Resource Area. Longer-term exploration targets include the Spring Valley, Occidental, and Northern (Upper Gold Hill) Targets.

Surface production commenced from the Lucerne Mine in 2012 and was substantially completed in 2015. This included the removal of historic mine dump materials adjacent to both the Lucerne Mine and State Route 342 (SR342) and the completion of the SR 342 realignment by December 2015. The removal of approximately 300,000 tons of older waste dump material suitable for heap leaching primarily occurred between May and September 2015, with final materials removed and stacked during December 2015, and January 2016. The remaining phases of the realignment project, including the final waste dump removal, grading, and drainage reestablishment are scheduled for completion during the first quarter of 2016.

On September 5, 2015, the Company began construction of the Harris Portal and Drift on the floor of the Lucerne Mine (Pit), with approximately 1,250 feet of total drifting completed as of January 26, 2016. (Figure 1)

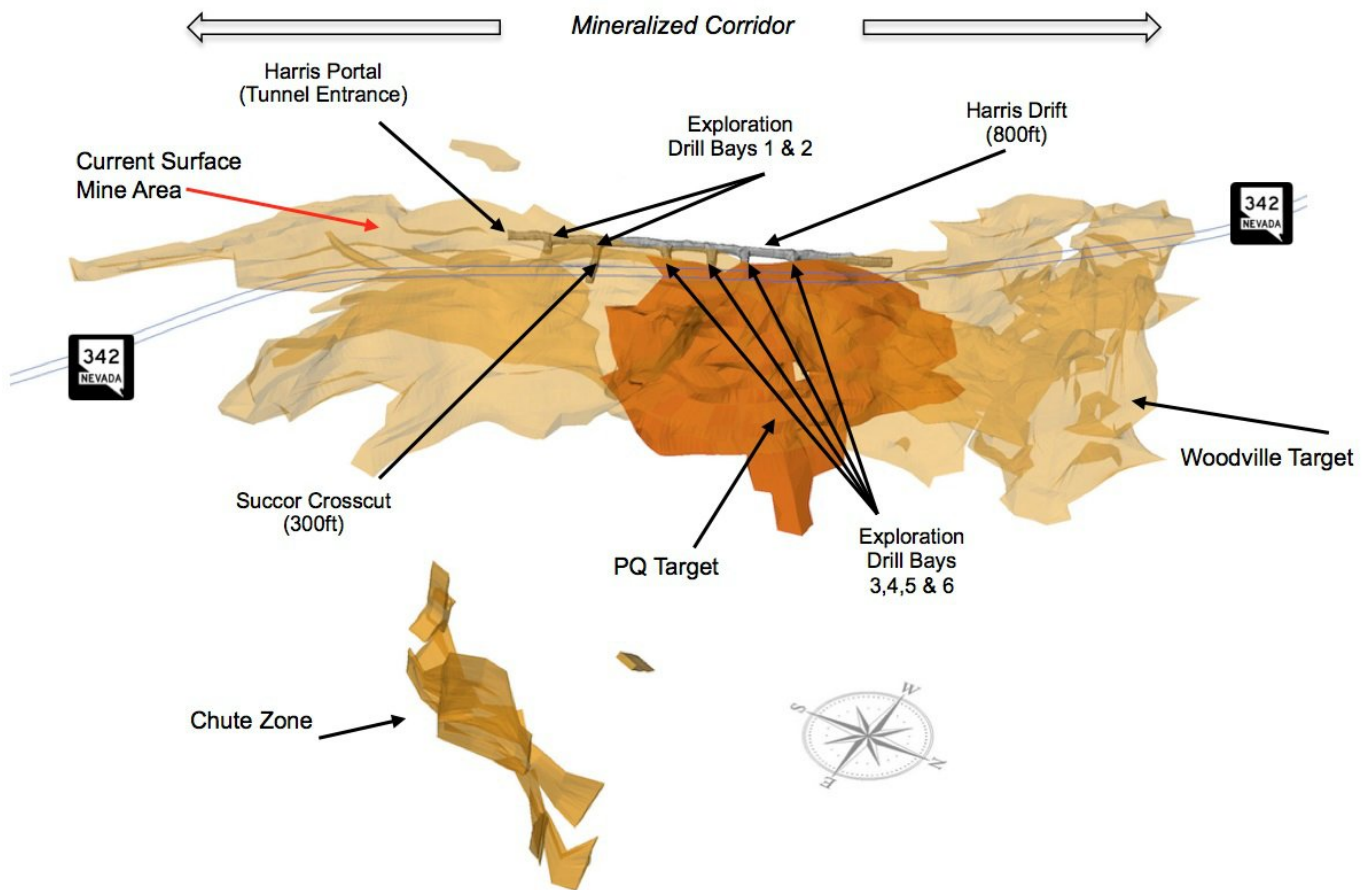


Figure 1 - Underground target areas highlighting the exploration drift and drill bays.

The Harris Drift represents the first substantial underground development in the Comstock District in over thirty years, and marks a turning point for the Company. The first phase of drifting has two main objectives. First, the Harris Drift provides a central platform, within Lucerne's broader geological corridor, for conducting an underground drilling and exploration program. Second, the Harris Drift could also serve as a central haulage level depending on the overall drill results and resultant mine plans. The initial phase of drilling includes approximately 20,000 feet of diamond core and reverse circulation (RC) definition drilling. As of January 26, 2016, about 12,000 feet of HQ-3 and NQ core have been produced from a drilling configuration that is in the form of 'fans' that comprise a group of holes having the same azimuth but different dips (between -50 and +40 degrees from horizontal). Each drill bay has two or three fans of drill holes extending into the primary target. The core locations and orientations were specifically designed to infill and expand the areas of known, high-grade mineralization identified from previous surface drilling programs. (Figure 2)

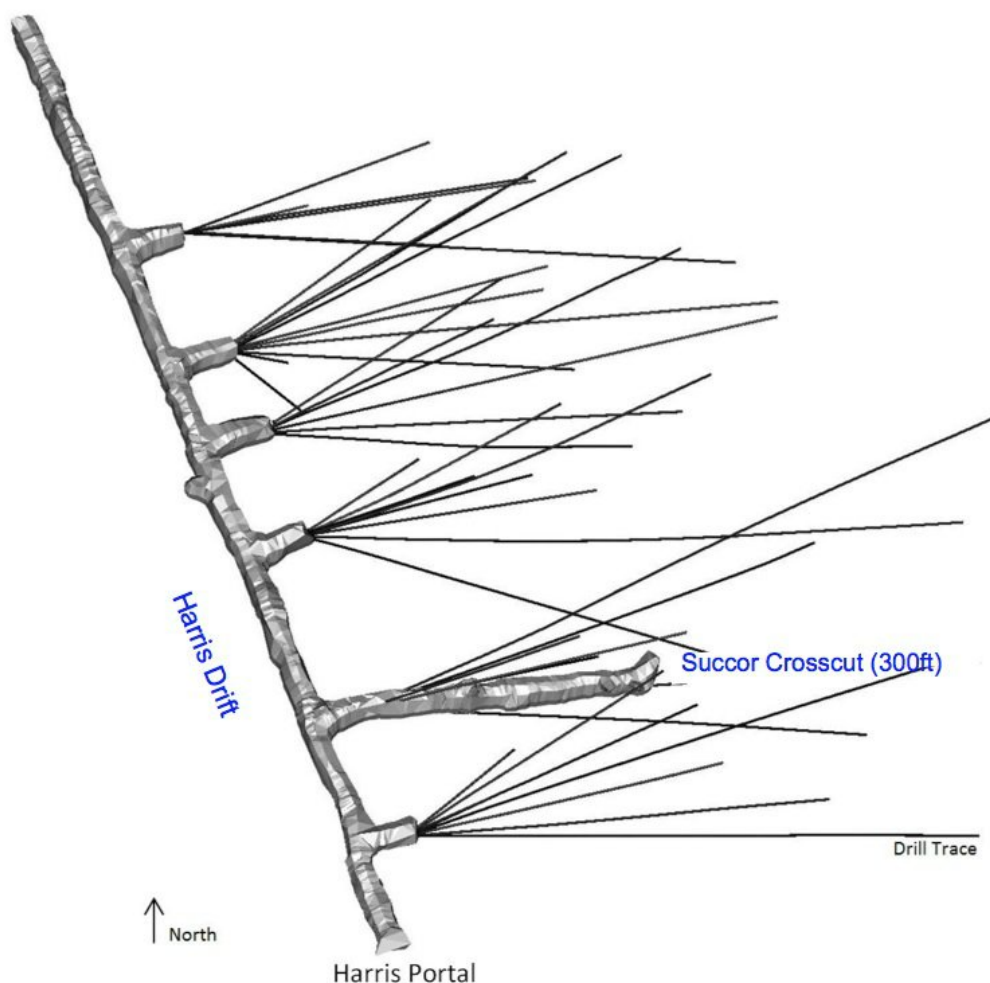


Figure 2. 3-D representation of the Harris Drift showing drill bays, drill fans, and the 300-foot long crosscut

The Harris Drift was driven in stable footwall rocks adjacent to an 800-foot long section of the Silver City branch of the Comstock Lode that has been intruded by a mass of quartz porphyry (PQ). The Company has 46 previous surface drill holes that had outlined the potential high-grade target within and bordering the dike-like mass of PQ. Proximity of the PQ target to the pit floor, both in terms of elevation and horizontal distance, were also crucial factors in the development of the exploration plan.

The core holes from the first four drill bays were designed to evaluate the southern lobes of the quartz porphyry, and the extent of the fractured and veined environment lying beyond and to the south. The initial drill bays also included a group of holes that targeted and penetrated the Silver City/Succor structural intersection. In general, these more southerly oriented drill holes intersected more narrow (2 to 10 feet thick) zones of high-grade mineralization. One of the most significant aspects of the intercepts is that they tend to lie along the margins of a second, previously un-described intrusive mass of intermediate composition. The Company then began encountering longer mineralized intercepts (10 to 40 feet thick) as it moved northerly toward the Silver City/Succor structuralized interaction and within or bordering the PQ mass further north.

Drill results from Bays 1 through 4 are summarized in Table1 below.

Drill Bay	Hole #	From (ft.)	To (ft.)	Length	Au opt <sup>(1)</sup>	Ag opt <sup>(2)</sup>	Au Grams	Ag Grams	Au Equivalent Ounces <sup>(3)</sup>
1	LUGC15-001	283.0	293.0	10.0	0.175	1.427	6.00	48.90	0.193
1	Including	288.0	293.0	5.0	0.268	1.753	9.19	60.10	0.290

1	LUGC15-001 <sup>(4)</sup>	358.0	363.0	5.0	1.269	0.352	43.50	12.07	1.273
1	LUGC15-002	157.0	161.0	4.0	0.137	2.564	4.70	87.90	0.170
1	LUGC15-002	219.0	221.0	2.0	0.762	2.704	26.12	92.70	0.797
1	LUGC15-003	44.0	49.0	5.0	0.319	0.373	10.94	12.79	0.324
1	LUGC15-005	81.5	86.5	5.0	0.096	3.100	3.29	106.27	0.136
1	LUGC15-005	114.0	122.0	8.0	0.115	0.415	3.94	14.22	0.120
1	Including	114.0	116.0	2.0	0.290	0.790	9.94	27.08	0.300
1	LUGC15-005	268.0	270.0	2.0	0.354	1.875	12.14	64.28	0.378
1	LUGC15-005	302.0	307.0	5.0	0.171	0.212	5.86	7.27	0.174
1	LUGC15-005	312.0	317.0	5.0	0.107	0.426	3.67	14.60	0.112
1	LUGC15-005	322.0	327.0	5.0	0.096	0.181	3.29	6.21	0.098
1	LUGC15-005	370.0	374.0	4.0	0.093	0.904	3.19	30.99	0.105
1	LUGC15-005	382.0	387.0	5.0	0.083	0.312	2.85	10.70	0.087
1	LUGC15-005	441.0	447.0	6.0	0.094	1.143	3.22	39.18	0.109
1	LUGC15-007	119.0	123.5	4.5	0.391	0.484	13.40	16.59	0.397
1	LUGC15-007	209.0	214.0	5.0	0.083	2.088	2.85	71.58	0.110
1	LUGC15-008	187.9	193.0	5.1	0.147	0.099	5.04	3.39	0.148
2	LUGC15-006	331.0	339.0	8.0	0.141	1.452	4.82	49.77	0.159
2	Including	331.0	333.5	2.5	0.318	1.771	10.90	60.71	0.341
2	LUGC15-006	358.5	365.5	7.0	0.121	0.549	4.16	18.80	0.128
2	LUGC15-010	159.0	164.0	5.0	0.100	0.598	3.43	20.50	0.108
2	LUGC15-010	168.0	173.0	5.0	0.090	0.446	3.09	15.29	0.096
2	LUGC15-010	176.5	181.0	4.5	0.126	0.785	4.30	26.89	0.136
2	LUGC15-012	158.0	163.0	5.0	0.083	0.192	2.85	6.58	0.085
2	LUGC15-013	118.0	122.0	4.0	0.104	4.000	3.57	137.13	0.155
2	LUGC15-015	42.0	45.0	3.0	0.104	1.161	3.57	39.80	0.119
2	LUGC15-015	117.5	121.0	3.5	0.198	0.076	6.79	2.61	0.199
2	LUGC15-015 <sup>(5)</sup>	169.5	171.0	1.5	1.416	0.848	48.56	29.08	1.427
2	Including	169.5	170.6	1.1	1.602	0.933	54.92	31.98	1.614
2	LUGC15-015	260.0	280.0	20.0	0.345	1.140	11.83	39.09	0.360
2	Including	260.0	263.0	3.0	0.424	1.466	14.54	50.26	0.443
2	Including	264.5	270.5	6.0	0.446	1.169	15.30	40.08	0.461
2	Including	273.0	280.0	7.0	0.386	0.882	13.24	30.25	0.397
2	LUGC15-015	287.0	288.5	1.5	0.132	1.782	4.53	61.09	0.155
2	LUGC15-015	298.0	308.0	10.0	0.087	0.904	2.99	31.00	0.099

2	LUGC15-015	317.0	318.0	1.0	0.599	1.897	20.53	65.03	0.623
2	LUGC15-015	325.0	333.0	8.0	0.093	0.732	3.17	25.11	0.102
2	LUGC15-017	116.0	121.0	5.0	0.159	0.501	5.45	17.18	0.165
2	LUGC15-017	248.0	252.0	4.0	0.092	0.094	3.15	3.22	0.093
2	LUGC15-017	256.0	261.0	5.0	0.199	0.499	6.82	17.11	0.205
2	LUGC15-017	478.0	483.0	5.0	0.528	7.100	18.10	243.40	0.619
2	LUGC15-020	15.0	20.0	5.0	0.113	0.086	3.87	2.95	0.114
3	LUGC15-018	90.0	95.0	5.0	0.092	0.609	3.15	20.88	0.100
3	LUGC15-018	166.5	174.5	8.0	0.096	2.451	3.30	84.02	0.128
3	LUGC15-018	181.5	185.0	3.5	0.479	1.100	16.42	37.71	0.493
3	LUGC15-018	194.0	198.0	4.0	0.092	1.205	3.15	41.31	0.107
3	LUGC15-018	225.0	228.0	3.0	0.094	2.360	3.22	80.91	0.124
3	LUGC15-018	232.5	242.5	10.0	0.094	4.220	3.23	144.67	0.148
3	LUGC15-018	270.0	275.0	5.0	0.131	2.882	4.49	98.80	0.168
3	LUGC15-021	173.0	182.5	9.5	0.159	1.188	5.43	40.74	0.174
3	LUGC15-021	203.0	204.0	1.0	0.344	1.080	11.79	37.02	0.358
3	LUGC15-021	217.0	218.0	1.0	0.347	1.755	11.90	60.16	0.370
3	LUGC15-021	238.0	243.0	5.0	0.160	0.508	5.47	17.42	0.166
3	LUGC15-021	258.0	263.0	5.0	0.346	0.315	11.86	10.80	0.350
3	LUGC15-021	306.5	311.0	4.5	0.112	0.223	3.84	7.64	0.115
3	LUGC15-025	77.0	87.0	10.0	0.143	1.564	4.90	53.60	0.163
3	LUGC15-025	102.0	107.0	5.0	0.110	0.356	3.77	12.20	0.115
3	LUGC15-028	120.0	128.0	8.0	0.109	2.790	3.72	95.63	0.144
3	LUGC15-034	85.5	98.5	13.0	0.743	2.140	25.47	73.35	0.770
3	Including	85.5	93.0	7.5	0.977	2.428	33.48	83.24	1.008
3	LUGC15-034	104.0	113.0	9.0	0.148	1.663	5.06	57.00	0.169
3	LUGC15-034	138.0	152.0	14.0	0.441	1.908	15.13	65.40	0.466
3	Including	138.0	144.0	6.0	0.287	1.212	9.84	41.55	0.303
3	Including	149.0	152.0	3.0	1.209	3.542	41.45	121.43	1.254
4	LUGC15-011	53.0	58.0	5.0	0.386	0.320	13.23	10.97	0.390
4	LUGC15-011	217.0	220.0	3.0	0.158	2.615	5.42	89.65	0.192
4	LUGC15-011	249.0	251.5	2.5	0.137	1.939	4.70	66.47	0.162
4	LUGC15-014	99.0	102.5	3.5	0.155	0.443	5.31	15.19	0.161
4	LUGC15-014	287.0	292.5	5.5	0.162	0.384	5.55	13.16	0.167
4	LUGC15-016	134.0	139.0	5.0	0.162	7.600	5.55	260.54	0.259
4	LUGC15-016	213.0	219.0	6.0	0.146	0.805	5.01	27.60	0.156

4	LUGC15-016	339.0	343.0	4.0	0.124	0.076	4.25	2.61	0.125
4	LUGC15-019	115.0	117.0	2.0	0.142	4.700	4.87	161.12	0.202
4	LUGC15-022	138.0	178.0	40.0	0.391	1.635	13.39	56.06	0.412
4	Including	138.0	150.0	12.0	0.475	1.501	16.27	51.47	0.494
4	Including	165.0	178.0	13.0	0.636	2.467	21.82	84.58	0.668
4	LUGC15-024	112.0	117.5	5.5	0.438	2.897	15.01	99.32	0.475
4	Including	112.0	114.7	2.7	0.749	2.522	25.68	86.46	0.781
4	LUGC15-024	217.5	220.0	2.5	0.194	1.199	6.63	41.10	0.209
4	LUGC15-024	250.0	255.0	5.0	0.093	0.085	3.19	2.91	0.094

*Reported values are from American Assay Labs (AAL) and Inspectorate American Corporation (Inspectorate) in Reno, NV. AAL and Inspectorate lab methods include standard fire assay with ICP finish and gravimetric finish per each lab's internal protocols.*

- (1) Au opt - Gold ounces per ton  
(2) Ag opt - Silver ounces per ton  
(3) Gold Equivalent ratio based on gold to silver price ratio of 78:1 Ag:Au  
(4) Value reported is average of original and check assay  
(5) Pending additional total digestion assay on a portion of the interval

The Company considers the initial 800 feet of advance within the Harris Drift as a first phase of development towards a longer-term exploration and development objective targeting a three quarter mile long mineralized corridor that includes the Lucerne (including the PQ target), Woodville, Succor/Holman and high-grade Chute zone systems. Most of these systems remain open to the north and east and particularly at depth. A second phase of development has already commenced by advancing a crosscut out of Drill Bay 2, toward the structural intersection of the Silver City and Succor zone. The design of the crosscut is geared toward a favorable underground drilling geometry that should enable access to one or more of the historic Succor mine levels. The Succor represents an important target in conjunction with the PQ zone based on its location (perpendicular and adjacent to the PQ), past production history and the results from the Company's 2011, and 2012, reverse circulation drill programs. In addition, a near surface (less than 80 feet deep) drill program was completed in 2015, within the Succor/Holman claim areas that suggests that vein environments between the crosscut elevation (5110) and the surface have potential to host significant lengths of potentially high-grade mineralized resources.

Drill results from the 2015 program are summarized in Table 2 below.

	Succor	Holman
No. of holes drilled	80	39
No. of 10' intervals with intercepts >.015 Au opt	166	55
No. of 10' intervals with intercepts >.100 Au opt	22	3
Average gold grades for drill intercepts >.015 Au opt	0.056	0.047
Average silver grades for drill intercepts >.015 Au opt	0.259	0.333

Table 2: Summary of drill intercepts from the 2015 Succor and Holman shallow drill hole programs.

The general spatial relationships between the Woodville, Lucerne, and Succor target areas are depicted in Figure 3. The Succor Vein Target has a strike length of greater than 1000 feet, an average true width of 15 feet and an average dip of 55 degrees. The structure has reported historic mining grades of approximately 0.620 ounces per ton of recovered gold equivalent grade and is open to the east and at depth, along the entire structure. The proposed drilling holes shown in Figure 3 are designed to extend the depth of known mineralization.



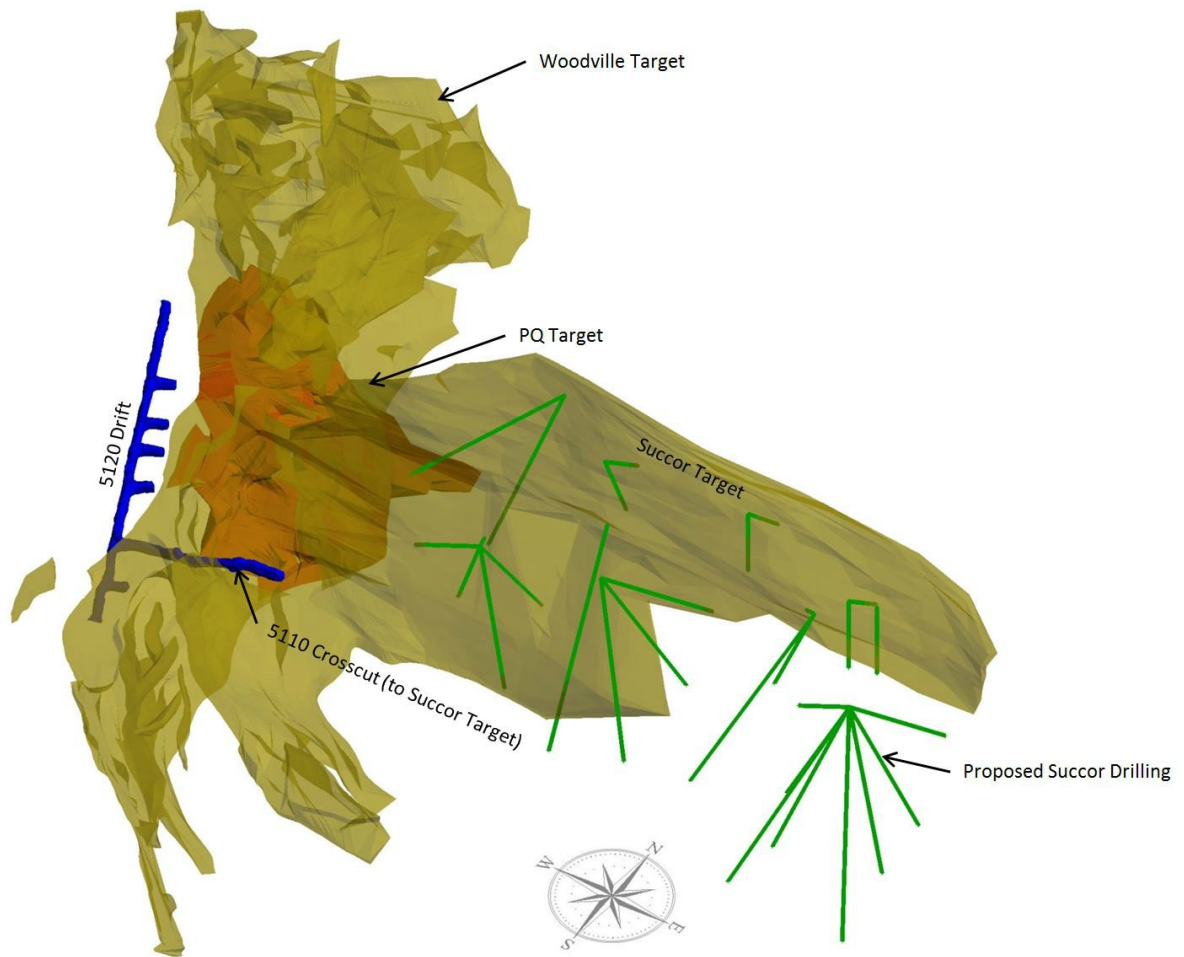


Figure 3. 3-D representation showing relationships between the Woodville, PQ, and Succor target areas.

*Exploration and Development of Dayton Surface and Underground Targets*

Additional surface drilling on the Company's Dayton property, located in the southern part of the Comstock district, commenced in the first quarter of 2015. The program consisted of 408 holes totaling 30,818 feet of drilling that was completed in late September 2015. Of the 408 holes drilled, 245 contained intercepts of 10 feet or more in length with gold grades exceeding or equal to 0.015 ounces per ton (opt.), and with an overall weighted average grade of 0.035 opt Au and 0.323 opt Ag. Out of those same 245 holes, a total of 32 contained intercepts of 10 feet or more in length with an average Au grade exceeding or equal to 0.100 opt Au, and with an overall average weighted grade of 0.148 opt Au and 0.694 opt Ag.

The geologic and engineering staff also completed underground mapping, sampling, and surveying in a number of historic mine tunnels. Figure 4 below depicts the location of the drill holes and significant geographic features.



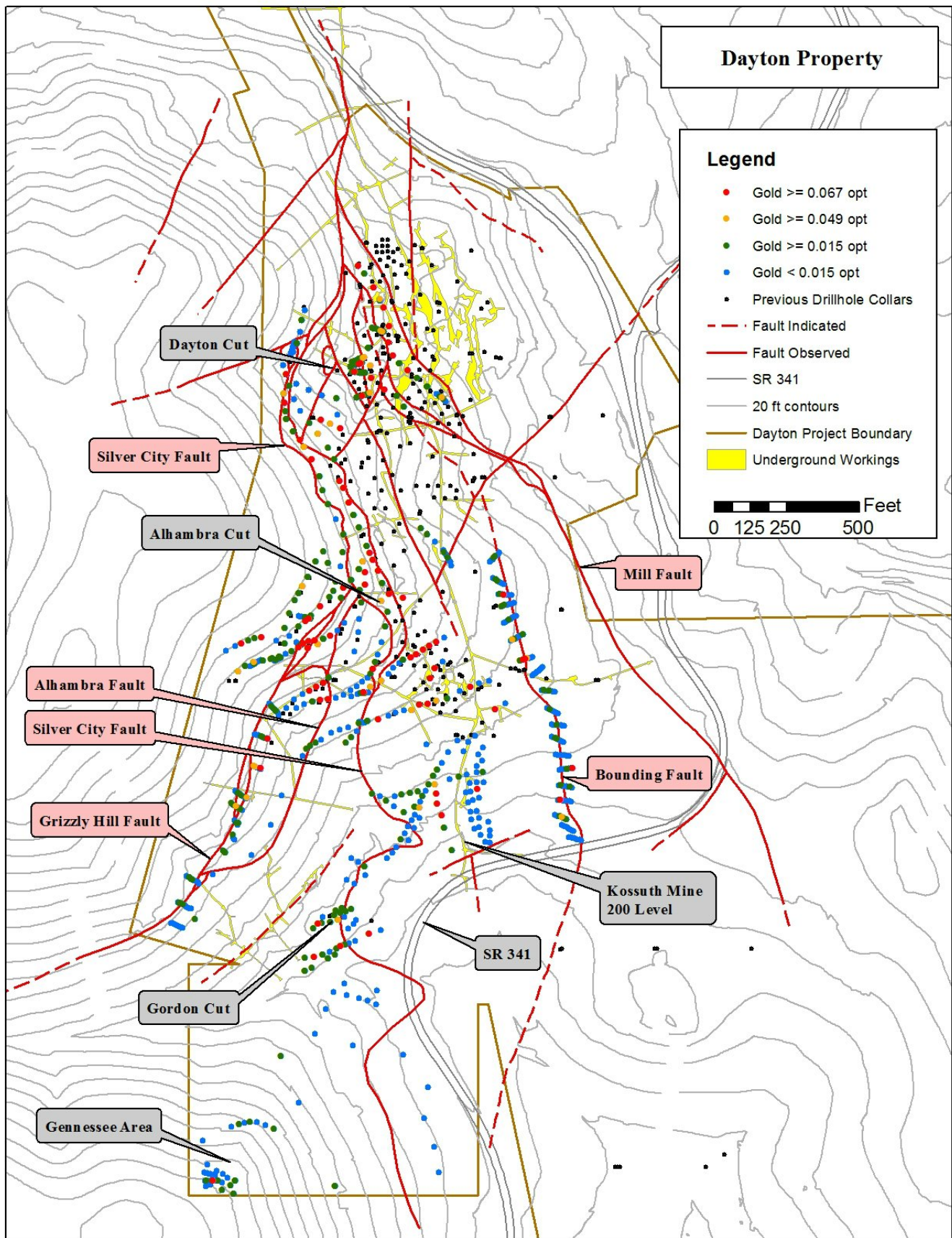


Figure 4 - The location of the drill holes and significant geographic features.

The main objective of the program was to pinpoint the major surface structures (faults) and then explore these structures for mineralization. This then enabled efficient infill drilling that further refined and resolved areas of structural complexity in the geologic models. The underground mapping and sampling effort, together with the drilling, resulted in several important discoveries. The most significant was defining mineralization along a previously un-drilled, 600-foot segment of the Grizzly Hill Fault and additional mineralization at an intersection of the Grizzly Hill and Alhambra Faults with the Silver City fault. The Company also discovered additional dike-like masses of quartz porphyry, similar to the Lucerne area, that generally host significant mineralization. Finally, the drilling also helped to define extended mineralization along a 550-foot segment of the Mill Fault.

The Company commenced metallurgical test-work on representative samples of mineralized rock types that are currently ongoing. All samples, both from drilling and underground, were analyzed for gold and silver at the existing, on-site, industry standard, production assay lab. Table 4 summarizes the results of the drill program with an emphasis on drill holes with intercepts greater than 0.015 opt Au, and those with intercepts greater than 0.100 opt Au.

Table 4 - Summary of drill intercepts for Dayton Property surface drilling program

No. of holes drilled	408
No. of 10' intervals with intercepts >.015 Au opt	245
Average gold grades for drill intercepts >.015 Au opt	0.035
Average silver grades for drill intercepts >.015 Au opt	0.323
No. of 10' intervals with intercepts >.100 Au opt	32
Average gold grades for drill intercepts >.100 Au opt	0.148
Average silver grades for drill intercepts >.100 Au opt	0.694

The Company has recently updated its internal geologic model based on the results of this drilling program and permitting activities have also been initiated for the Dayton Property for both mining and transportation. These tasks will be ongoing through 2016 and 2017.

### ***Production***

The Company both completed and initiated a number of important projects during the fiscal year 2015. Surface production commenced from the Lucerne Mine in 2012 and was substantially completed in 2015. This included the removal of historic mine dump materials adjacent to both the Lucerne Mine and State Route 342 (SR342) and the completion of the SR 342 realignment by December 2015. The removal of approximately 300,000 tons of older waste dump material suitable for heap leaching primarily occurred between May and September 2015, with final materials removed and stacked during December 2015, and January 2016. The remaining phases of the realignment project, including the final waste dump removal, grading, and drainage reestablishment are scheduled for completion during the first quarter of 2016. The Harris Portal and Lucerne underground tunnel were established concurrently, during the third and fourth quarters on the north wall of the Lucerne floor at an elevation of 5120 feet, while the historic mine dumps were extracted and processed. The Company completed comprehensive, shallow surface drilling program on the Succor and Holman patents lying about one-quarter mile east of the Lucerne open cut, and a similar, but even more extensive drill program on the Dayton property situated in the southern end of the Comstock District. Additionally, the Company is scheduled to complete the first phase of the Lucerne underground drill program in February 2016.

The Company completed the planned mining for the Billie the Kid, Hartford and Justice patents during 2014, while continuing to mine the Lucerne patent through 2014 and 2015. During the second and third quarters of 2015, the Company further expanded its activities to include a more significant amount of extraction from the historic mine dumps adjacent to and underneath the existing portion of SR-342, into the daily production schedule. Substantially all of the operations for the second half of 2015 were focused on surface activity, including the extraction of the mineralized material contained in those remaining mine dumps while also completing the realignment of SR-342, establishing a drift into the higher-grade PQ, Woodville and Succor targets, and developing those targets, through diamond core drilling, towards the establishment of reserves for potential future mining.

The Company operates a heap leach based, gold and silver production system, including a zinc-precipitate based Merrill-Crowe processing plant. The Company, under the existing water pollution control permit with the State of Nevada, has the crushing and processing capacity to operate at a rate of up to 4.0 million tons of material crushed and stacked, per annum. The Merrill-Crowe system facilitates that capacity with an operating fluid processing rate of over 1,000 gallons per minute. In March 2015, the Company completed construction of a ninth heap leach pad cell. The Company's nine cells continue under solution until the target gold and silver recovery rates have been achieved.

The following table presents mining operations and production by quarter for 2015 and 2014:

	<u>4Q 2015</u>	<u>3Q 2015</u>	<u>2Q 2015</u>	<u>1Q 2015</u>	<u>Total 2015</u>	<u>4Q 2014</u>	<u>3Q 2014</u>	<u>2Q 2014</u>	<u>1Q 2014</u>	<u>Total 2014</u>
<b>Mining Operations</b>										
Tons Mined	17,851	140,415	254,856	316,199	729,321	1,061,233	1,131,985	944,166	947,852	4,085,236
<b>Processing</b>										
Tons Crushed	17,851	104,286	211,942	157,612	491,691	182,029	191,013	122,026	205,686	700,754
Weighted Average Grade Per Ton Au	0.023	0.021	0.030	0.039	0.031	0.039	0.026	0.034	0.024	0.030
Weighted Average Grade Per Ton Ag	0.564	0.573	0.654	0.734	0.659	0.680	0.564	0.546	0.345	0.527
Estimated Au Ounces Stacked	404	2,240	6,438	6,083	15,165	7,110	4,926	4,191	5,016	21,243
Estimated Ag Ounces Stacked	10,072	59,717	138,639	115,689	324,117	123,692	107,822	66,607	70,989	369,110
Estimated Au Equivalent* Ounces Stacked	540	3,034	8,344	7,669	19,587	8,806	6,584	5,205	6,140	26,735
Au Ounces Poured and Sold	2,334	3,847	4,575	4,695	15,451	5,329	5,002	4,763	4,507	19,601
Ag Ounces Poured and Sold	42,649	62,480	60,112	56,482	221,723	63,336	61,096	48,626	49,358	222,416
Au Equivalent* Ounces Poured	2,907	4,678	5,400	5,470	18,455	6,200	5,936	5,499	5,290	22,925
* Au Equivalent ounces = Au ounces (actual) + (Ag ounces (actual) ÷ the ratio of average gold to silver prices)	74.04	75.27	72.73	72.91	73.77	72.93	65.03	65.69	63.14	66.7

The following table presents weighted average grades of gold and silver by quarter:

	Weighted Average per ton Gold	Weighted Average per ton Silver
Q1, 2014	0.024	0.345
Q2, 2014	0.034	0.546
Q3, 2014	0.026	0.564
Q4, 2014	0.039	0.680
<b>2014</b>	<b>0.030</b>	<b>0.527</b>
Q1, 2015	0.039	0.734
Q2, 2015	0.030	0.654
Q3, 2015	0.021	0.573
Q4, 2015	0.023	0.564
<b>2015</b>	<b>0.031</b>	<b>0.659</b>

The Company produced 22,925 and 18,455 gold equivalent ounces in 2014 and 2015, respectively. Overall during 2015, the Company crushed and stacked 491,691 dry tons of mineralized material, delivering 15,165 estimated ounces of recoverable gold and 324,117 estimated ounces of recoverable silver to the leach pads. Material placed on the heap leach pads remains under solution until the target recovery rates are achieved. Throughout this period, the recovery of gold and silver continues, but the most effective economic recovery of gold and silver takes between 45 to 60 days to complete. The Company estimates it will recover 85% of the recoverable gold and 57% of the recoverable silver from the portion of the heap, which stays under leach the longest. Preliminary laboratory metallurgical test results suggest that ultimate heap leach recovery will meet or exceed the estimated ounces of recoverable gold and silver.

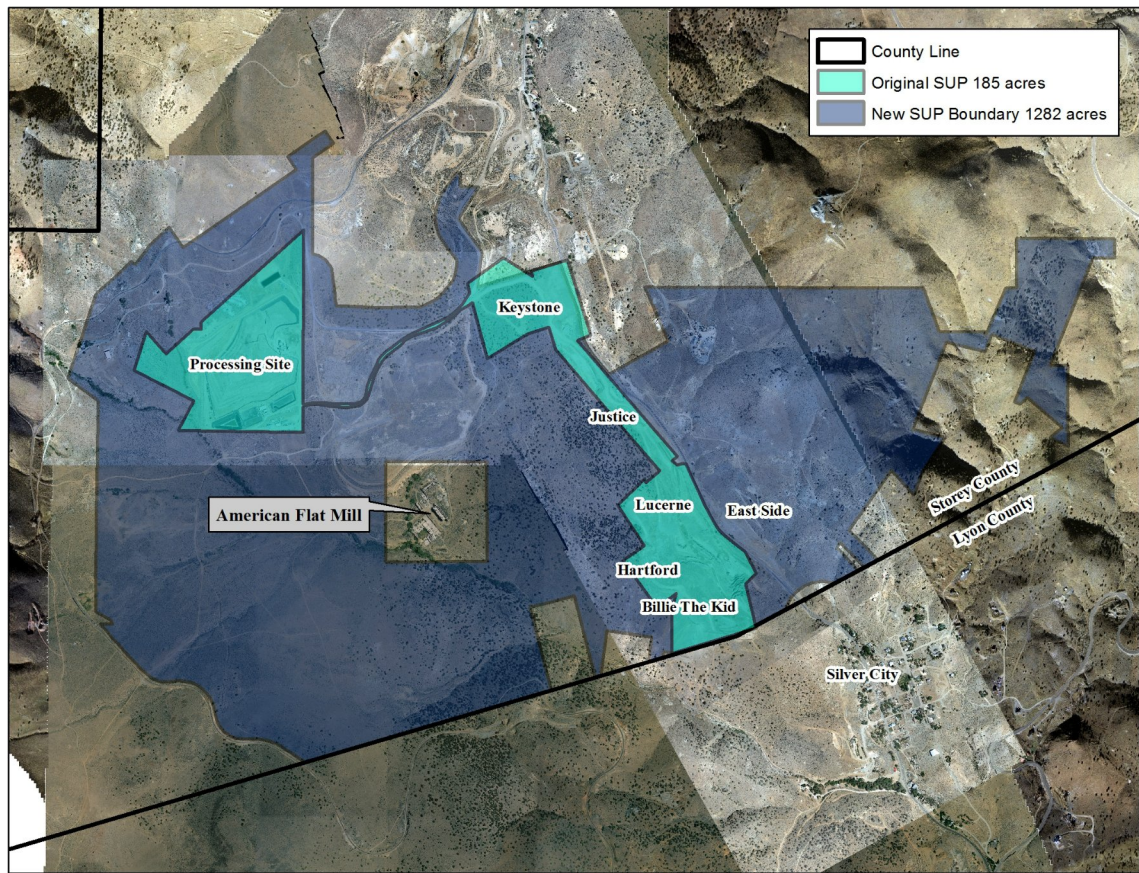
For the quarter ended December 31, 2015, the Company realized an average sales price of \$1,106.71 per ounce of gold and \$14.97 per ounce of silver. In comparison, commodity market prices averaged \$1,104.40 per ounce of gold and \$14.76 per ounce of silver.

For the year ended December 31, 2015, the Company realized an average sales price of \$1,195.10 per ounce of gold and \$15.78 per ounce of silver. In comparison, commodity market prices in 2015 averaged \$1,160.11 per ounce of gold and \$15.70 per ounce of silver.

During the fourth quarter of 2014, and further again in January 2015, the Company received unanimous approval to significantly modify and expand permitted and allowable uses, under its existing Storey County Special Use Permit No. 2000-222-A-3 ("Storey SUP"), throughout the entire Lucerne Resource Area, containing the Company's largest, classified gold and silver resources and the American Flat processing area. The amendments applied to local county, state and federal permits. The most significant expansion of permitted uses applies to both surface and underground mining; processing and milling; mine definition; exploration; development and other ancillary uses. Some of the more salient features are highlighted below.

The Storey SUP expanded the overall permitted boundary to over 1,280 acres (from 185 acres), allowing for substantial expansion of mining and processing operations. Additionally it expanded the permitted private property boundary to approximately 400 acres (from 78 acres) for processing to the south and west of the existing processing facility in American Flat, consistent with strategic acquisitions of adjacent private lands. The permit allows for ongoing mine definition and exploration for the assessment of mineral deposits, including their location, extent, depth, and grade, for the subsequent phasing of the active mine, both surface and underground opportunities and it allowed for the re-alignment of State Route 342, enabling access to significant resources both under and just east of the current alignment. The permit established new and best practices for environmentally responsible mining, including concurrent land reclamation, restoration and preservation of one of the most historically significant and progressive mining districts in Nevada. This permit supports the ongoing development of the county's significant mineral resources without impeding the growth of the tourism-based economy of the Comstock Lode.





The Company also received a five-year renewal of its Water Pollution Control Permit (“WPCP”), NEV2000109, from the NDEP BMRR. The permit, effective October 22, 2014, authorizes construction, operation, and closure of the approved heap leaching facilities in Storey County. Additionally, the permit allows for the construction of an additional cell to the existing heap leach facility. The Company currently has nine active cells and anticipates construction of an additional cell in the future. The Water Pollution Control permit also allows processing rates of up to 4 million tons of mineralized material to be placed on the leach pad per annum.

On November 6, 2014, the Company received a revised NDEP Bureau of Air Pollution Control permit, allowing for longer operating hours and increased throughput. The Company submitted an application to revise its existing OPTC, AP1041-2761. The revisions allow the Company to increase the maximum allowable throughput of gold bearing material to 7,300,000 tons per 12-month rolling period and increase the hours of operation from 12 to 20 hour per day .

The Company has submitted an application to amend Right-of-Way (“ROW”) grant NVN 091237, submitted to the BLM’s Sierra Front Field Office along with a draft Plan of Development. The existing ROW expires on December 31, 2017. The ROW amendment would provide an expanded roadway that can accommodate oversized haul trucks, and allow the Company to deliver material from the mine to the processing facility, both located on private land. To evaluate this proposal, the BLM has prepared the American Flat Road/Lucerne Access Right-of-Way Draft Environmental Assessment (“EA”). This analysis has been prepared to comply with the National Environmental Policy Act and National Historic Preservation Act. The draft EA analyzes the following activities:

- Modifications to the American Flat Road to facilitate safe use of the roadway;
- Realignment of a portion of the American Flat Road to segregate public traffic from haul traffic; and
- Use of several “wedges” of public land in the Lucerne Pit for haul-through purposes.

The Lucerne Haul Road would be used exclusively for haul-through purposes by the Company.

Concurrently, the BLM and consulting parties are preparing a Memorandum of Agreement (“MOA”) under the National Historic Preservation Act to resolve potential adverse effects to nine historic properties in the project area. The BLM will hold a separate workshop on the MOA.

### *SR-342 Realignment and Extraction of Existing Mine Dumps*

In early February, the Nevada Department of Transportation, (“NDOT”), closed an approximate two-mile section of State Route 342 (“SR-342”), south of Gold Hill, as a safety precaution following roadway cracking and area specific sinking during a weekend of heavy rains. The area of sinking is above a historic mine-shaft dating back to the early 1900’s, and that portion of the road sits on old mine dumps and looser fill that has a history of instability and, in some cases, failure. The Company owns the land, with NDOT granted prescriptive rights to operate the state roadbed over that private land. Storey County, NDOT, the Company, and other applicable regulatory agencies evaluated several remedies for the realignment of SR-342.

On December 4, 2015, the Company announced that the realignment of SR-342 was completed in collaboration with the NDOT, U.S. Army Corp. of Engineers (“USACE”), the Nevada Division of Environmental Protection (“NDEP”) and the U.S. Environmental Protection Agency (“EPA”). SR-342 passed all relevant NDOT inspections and has been reopened for public use.

The completion of the SR-342 realignment, including the capping of the historic Silver Hills Mine shaft, provides a better route from Carson City to Virginia City and also allows for a safer and more efficient passage for ongoing mining operations. The Company also achieved significant environmental and reclamation objectives and completed the project under the original \$3 million budget.

In addition, during the latter part of 2014, the geological and environmental teams undertook a systematic evaluation of historic mine dumps throughout most of the central part of the Comstock District. Quantifying and understanding the nature of possible legacy contaminants and identifying the extent of mineralization with the potential to increase mineable resources were the two primary objectives. Overall, we identified approximately 604,000 tons of mineralized dump materials. Of that total, approximately 450,000 tons are located underneath and to the east of SR-342, with an average grade between 0.025-0.035 opt Au. As part of the SR-342 re-alignment, 304,000 tons of the material located underneath SR-342 was extracted and stacked onto the leach pad for processing providing a significant environmental remediation and a meaningful contribution to operations and production schedule. The remaining tons not yet extracted and processed have been targeted for later in 2016, in conjunction with the final transition into underground mining production.

### ***Operating Costs***

During fiscal year 2015, actual Lucerne Mine cost applicable to mining revenue was \$14.2 million, \$10.7 million net of silver by-product credits as compared to \$23.3 million, \$19.1 million net of silver by-product credits in 2014, a 39% reduction of cost applicable to mining when comparing 2015 to 2014. Cost applicable to mining revenue include mining and processing labor, maintenance, drilling, blasting and assaying, hauling, crushing and related maintenance cost, among others. Cost applicable to mining revenue also includes \$5.4 million and \$5.4 million of depreciation for 2015 and 2014.

During the year ended December 31, 2015, the Company realized \$8.5 million of savings from reduced labor, drilling, and blasting and fuel in 2015, as compared to 2014. The Company also realized \$2.0 million savings from other non-mining activities including environmental, mine claims and real estate segment. In total, the Company reduced costs by \$10.5 million from 2015 as compared to 2014, exceeding the total annual target of \$10 million. In addition, the Company also reduced future mine claim costs by approximately \$1.5 million per annum, eliminated all future preferred stock dividends, resulting in additional future savings of approximately \$3.5 million per annum and eliminated royalties directly associated with future production from the Lucerne resource areas, saving millions more depending on production rates and ensuring a lower cost operation by eliminating those royalties. The Company incurred approximately \$0.7 million in severance costs during the year ended December 31, 2015, in mining and general and administrative expenses, associated with organizational cost reductions.

## **Outlook**

The Company commenced the underground drift tunnel and drilling, associated with the first underground exploration phase of a PQ geological target in September 2015, and expects to complete drift-sampling, drilling and ongoing metallurgical test work of the PQ target by February 2016. The Succor vein system is being considered as an easterly extension of the first phase of development beyond the high-grade PQ target. This will positively expand the scope of Phase 1, through the first half of 2016. The drift tunnels are designed to conduct an underground exploration program directed at a series of geological targets in the Silver City Branch of the Comstock Lode, including the PQ target, the Succor vein systems and the historic Woodville Bonanza system. These initial targets represent the core of a broader geological corridor where the Company is currently drilling. Previous surface drilling in the area, including the Succor-Holman drilling from 2015 had suggested that a greater than 1,000 feet of mineralized strike in the Succor zone lying generally adjacent to and below the Lucerne Cut has the potential to yield high-grade gold and silver. The current program has been geared toward defining that potential.

Drill results from the PQ drilling have begun yielding wider and longer high-grade intercepts. These results will be released as they are received and analyzed through February of 2016. During the first quarter of 2016, the Company will complete, analyze and assess the results of the PQ drilling toward its potential contribution toward mineral reserves and a mine plan. The Company will also complete the drifting to the Succor vein system in early February, and commence geological sampling and limited scope drilling in March 2016, on the Succor target to assess its potential for adding to a potential Lucerne mine plan.

The Company will also complete similar scope drilling on the Woodville target during the second quarter, to further assess its potential for Lucerne mine planning. Ultimately, these efforts are designed to develop mine plans of sufficient grade and quantities for longer-lived production plans for the Lucerne mine.

During the second quarter of 2016, the Company will commence limited core drilling in Dayton, sufficient to finalize the parameters of a mine plan and commence the permitting for the Dayton Mine. This drilling should be completed in the second quarter and allow for permitting during the second half of 2016. The Company has developed grade shells with higher average grades and believes the Dayton to have economically feasible potential and plans on developing those mine plans in the later half of 2016. Infill drilling is expected to expand the reserve potential for the Dayton mine plans.

Production during 2016 is currently limited to processing of existing leach pad materials and limited stacking of new mineralized material during January and February of 2016. Considering the improved estimates of gold and silver recoveries, that is, 85% for gold and 57% for silver, the current leach cycle will continue well into the second quarter, likely through May 2016, or later. All operating costs associated with hauling, crushing and other ancillary activities have been reduced or eliminated as we transition the full organizational focus to toward the discovery, development and establishment of reserves from Lucerne and Dayton, for future mining. During our exploration and development activities in 2016, we expect to operate with less than 25 employees. General and administrative costs are also expected to decline significantly during the first quarter of 2016, resulting in savings in all non-mining costs of over \$3 million during 2016, as compared to 2015.

The Company will report the results of the Lucerne and Dayton exploration and development programs, when available, during both the first and second quarters of 2016.

The industry is experiencing a difficult downturn with many participants shutting down or deferring project activities. Exploration is down significantly, industry wide, and new discoveries are even scarcer. Cost reductions are pervasive and the Company has led in both reducing and transitioning to lower, more flexible systems and expanding exploration. The Company believes exploration and development for new resources and reserves for future production, with higher yields (and during potentially higher metal prices), will deliver higher returns for us and to our investors. The Company also believes the evaluation of potential acquisitions of resources and reserves, especially in Nevada and the western United States, during this period of lower mining equity values, represents a good opportunity to grow and deliver additional returns to our investors. This is the focus of our 2016 business plans.

## Recent Developments

In January 2016, NDEP-BMRR completed public comment on a proposed major modification to the Company's Water Pollution Control Plan for various expansions of the heap leach facility. This modification, through a final Notice of Decision would authorize construction of "Cell 10," located adjacent and north of the existing Cell 1 through 4 pads, and also identifies multiple future heap leach pad expansions, on privately held land, south and southwest of the existing heap leach pad and existing facilities. The modification would also authorize the processing of underground material. Once approved, the Cell 10 expansion, the Company's largest design to date, would provide an estimated 2.9 million tons of additional capacity. Unique to this modification is the identification and inclusion of future expansions for Cell 11 and Cell 12, located adjacent to and southwest of the existing facilities. Those potential expansions would be on approximately 90 acres located entirely within the Company's private property. The Company expects a final authorization and the issuance of the final Notice of Decision late February, 2016.

## Equity Raises

In October 2015, the Company raised \$6.0 million (approximately \$5.9 million net of issuance cost) through an underwritten public offering of 10,169,492 shares of common stock at a price per share of \$0.59.

## Land and Mineral Right Acquisitions

The Company continues to increase its footprint in the Comstock District through strategic acquisitions. The Company considers the historic Comstock District central to its growth strategy. During the year ended December 31, 2015, the Company completed various purchases of land and buildings totaling over 897 acres of land in Gold Hill, Nevada, including properties adjacent to the mining and processing operation, with purchase prices totaling approximately \$5.6 million, including the issuance of 1,553,462 restricted shares of common stock as part of the purchase of two properties.

## Comparative Financial Information

Below we set forth a summary of comparative financial information for the twelve months ended December 31, 2015, 2014 and 2013.

	2015	2014	2013	Difference 2015 versus 2014	Difference 2014 versus 2013
Revenue - mining	\$ 18,245,633	\$ 24,736,929	\$ 24,103,013	\$ (6,491,296)	\$ 633,916
Revenue - real estate	247,217	846,432	723,574	(599,215)	122,858
Costs applicable to mining revenue	10,652,372	19,126,632	26,495,665	(8,474,260)	(7,369,033)
Real estate operating costs	342,634	1,260,972	1,117,225	(918,338)	143,747
Exploration and mine development	6,958,636	2,658,473	3,012,790	4,300,163	(354,317)
Mine claims and costs	1,299,823	2,393,722	2,596,650	(1,093,899)	(202,928)
Environmental and reclamation	2,054,447	2,464,314	2,895,552	(409,867)	(431,238)
Land and road development	2,857,720	—	—	2,857,720	—
General and administrative	6,752,731	6,371,954	9,641,507	380,777	(3,269,553)
Loss from Operations	(12,425,513)	(8,692,706)	(20,932,802)	(3,732,807)	12,240,096
OTHER INCOME (EXPENSE)					
Change in fair value of derivatives	—	(963,169)	454,681	963,169	(1,417,850)
Interest expense	(1,216,887)	(997,112)	(1,157,535)	(219,775)	160,423
Other income	3,187,973	1,014,214	2,101	2,173,759	1,012,113
Gain on settlement of debt obligation	—	—	286,535	—	(286,535)
Net Loss	<u><u>\$ (10,454,427)</u></u>	<u><u>\$ (9,638,773)</u></u>	<u><u>\$ (21,347,020)</u></u>	<u><u>\$ (815,654)</u></u>	<u><u>\$ 11,708,247</u></u>



Mining revenue decreased by \$6.5 million in 2015 as compared to the year ended 2014. This decrease is primarily the result of lower ounces produced in 2015 and by a lower gold price in comparison to 2014 and 2013. In addition, the Company began developing and investing in the Lucerne underground exploration and underground drift development representing the geological targets, along with the Dayton, planned for the Company's future production growth. In the year ended 2015, the Company produced and shipped 15,451 ounces of gold at the average selling price of \$1,195. In comparison, the Company produced and shipped 19,601 ounces of gold at the average selling price of \$1,272 and 17,739 ounces of gold at the average selling price of \$1,362 for the years ended 2014 and 2013, respectively.

Real estate revenue was \$0.2 million and for the year ended December 31, 2015. This represents a decrease of \$0.6 million from 2015 to 2014. Effective April 1, 2015, the Company entered into an agreement to lease the Gold Hill Hotel to independent operators. The Company retains ownership to the land and Gold Hill Hotel properties while leasing the facilities and business to independent operators. Real estate revenue increased \$0.1 million from 2014 to 2013 and was primarily the result of focused marketing and improvement activities as the Company transitioned out of hospitality and into real estate management.

Real estate operating costs decreased \$0.9 million for the year ended December 31, 2015, as compared to the year ended December 31, 2014. This decrease primarily resulted from costs savings related to the leasing of the facilities and business to independent operators. Real estate operating costs increased \$0.1 million for the year ended 2014 compared to the same period in 2013. This increase primarily resulted from higher consulting and employee wages associated with increased marketing and sales, including severance costs associated with changes in the delivery model.

Costs applicable to mining revenue decreased significantly by \$8.5 million for the year ended December 31, 2015, as compared to 2014. The 44% reduction of net costs applicable to mining revenue is the result of lowered labor, equipment and drill and blast costs, primarily due to a lower strip ratio and lower fuel costs, from both lower consumption and lower fuel prices. The lower labor resulted from lower production and a reduction in the support labor force by 43 employees during the year. Costs applicable to mining revenue significantly decreased by \$7.4 million for the year ended December 31, 2014, as compared to 2013. The decrease resulted from lower mining, maintenance, material costs from less variation associated with mining start up activities, production scheduling and includes a 2013, \$1.5 million write down in the value of our inventory caused by then declining gold prices. The Company also effectively eliminated redundant costs associated with the temporary use of longer haul routes in the first quarter of 2013, eliminating outsourcing of hauling, processes and certain mining equipment.

Exploration and mine development increased by \$4.3 million in 2015, as compared to 2014. The increase is a result of exploration activities, including contract service fees associated with the commencement of the underground drift and drilling for the first underground exploration phase of a PQ target and the completion of a near surface drilling program at the Dayton Resource Area and the allocation of mine development costs. Exploration and mine development costs decreased by \$0.4 million in 2014, as compared to 2013. The decrease primarily resulted from shifting the Company's focus from exploration to production activities. Exploration activities in 2014 and 2013 primarily represented geological support, grade, and metallurgical analysis and assessment.

Mine claim and costs decreased by \$1.1 million for the year ended 2015, as compared to 2014. Mine claim costs consist of annual claim filing fees and annual payments related to the Northern Comstock joint venture. The operating agreement of Northern Comstock LLC was amended in the third quarter, resulting in significantly lower annual costs, from \$1.9 million in 2014, to \$0.8 million in 2015. Ongoing costs have been permanently reduced to \$0.8 million per annum.

Environmental and reclamation costs decreased by \$0.4 million in 2015, as compared to year ended 2014. The decrease is the result of lower environmental consulting and lower third party expenses associated with engineering services and mine planning offset by an increase in costs of contract service fees to commence the underground drift and drilling, associated with the first underground exploration phase of a PQ target. Environmental and reclamation expenses decreased \$0.4 million for the year ended 2014, as compared to the year ended 2013. The decrease is the result of lower environmental consulting costs as a result of completion of environmental studies.

Land and road development costs were \$2.9 million for the December 31, 2015, due to collaboration with Storey County, NDOT and other applicable regulatory agencies, to complete the project to realign SR-342. This project was started and completed in 2015.

General and administrative expenses increased by \$0.4 million for the year ended 2015, as compared to the year ended 2014. This increase is primarily due to higher property and net proceeds tax. This was offset by lower payroll costs, accounting and legal costs, and lower administrative costs. General and administrative expenses decreased by \$3.3 million for the year ended 2014, as compared to the year ended 2013. This decrease is primarily the result of \$3.6 million related to lower stock-based compensation expense, lower consulting and third party expenses and lower administrative costs.

Change in fair value of derivatives decreased by \$1.0 million for the year ended December 31, 2015, as compared to the year ended December 31, 2014. This change is primarily the result of the debt derivative obligation related to make whole provisions in the agreement with The Golden Goose Mine for the purchase of the properties in the Dayton Resource Area. The make whole provision and shares issued were replaced with a note payable. The change in the fair value of derivatives decreased by \$1.4 million for the year ended December 31, 2014, as compared to the year ended December 31, 2013. This change is primarily the result of the decrease in stock prices during the year that caused an increase in the debt derivative obligation related to make whole provisions of the agreement with The Golden Goose Mine. The change in fair value of open gold call options, forward and shares for outstanding debt obligation is also accounted for in this change.

Other income increased by \$2.2 million in 2015, as compared by 2014. The Company exchanged all of its senior secured convertible and senior indebtedness owed to members of the Winfield Group, shareholders of the Company, for newly created Series A-1 preferred stock in 2010. As part of the exchange, the Company agreed to indemnify the Winfield Group for any amounts as part of the exchange that were determined to be taxable as ordinary income to each member of the Winfield Group. As a result of this transaction, the Company recorded an accrual loss contingency provision in 2010. In September 2014, a portion of the indemnity lapsed. During the year ended December 31, 2015, the remaining portion of the indemnity lapsed, and accordingly, the Company recognized a reduction in the loss contingency accrual of approximately \$3.2 million, which is included in other income in the consolidated statements of operations. Other income increased by \$1.0 million in 2014, as compared to 2013. During the year ended December 31, 2014, a portion of the tax indemnity liability lapsed, and accordingly, the Company recognized a reduction in the loss contingency accrual of approximately \$1 million.

Net loss was \$10.5 million and \$9.6 million for the years ended December 31, 2015, and 2014, respectively. The increase of \$0.8 million from 2015, to 2014 was primarily the result of an increase of mine development and exploration costs and the road development costs associated with SR 342, offset by a decrease in cost applicable to mining expense due to focused costs reduction and savings activities in hauling, related maintenance, mining, consulting, and stock based compensation expense and slightly higher revenue from production. The decrease of \$11.7 million from 2014, to 2013 was primarily the result of focused production and process improvements activities across entire operations during 2013.

### ***Liquidity and Capital Resources***

Total current assets were \$5.6 million at December 31, 2015. Cash and cash equivalents on hand at December 31, 2015 totaled \$1.7 million. Inventories, stockpiles, and mineralized material on leach pad totaled \$1.8 million.

On March 6, 2015, the Company reached an agreement to draw on a restated \$10 million revolving credit facility (the “Revolving Credit Facility”) with Auramet International, LLC (“Auramet”), pursuant to which the Company may borrow up to \$10 million, subject to satisfying certain conditions and obtaining certain consents. The proceeds from the Revolving Credit Facility were primarily used for an accelerated construction schedule for rerouting State Route 342, located in the Company’s Lucerne Resource Area, the first phase of which was completed in early June 2015, and the second phase was completed in November 2015. On March 6, 2015, the Company drew \$5 million representing cash proceeds of approximately \$4.4 million, net of prepaid interest of approximately \$0.4 million, and other fees of approximately \$0.2 million. On December 28, 2015, the Company and Auramet agreed to increase the facility up to \$10.0 million and extend the facility from the current maturity of February 6, 2017 to April 28, 2018.

On May 12, 2015, the Company entered into a master lease agreement with Varilease Finance Inc. in which the Company obtained capital financing under a sale-leaseback transaction in the amount of \$5 million. Due to certain types of continuing involvement, the Company was precluded from applying sale leaseback accounting and has accounted for the transaction under the financing method. The Company’s obligations under the Varilease agreement are secured by an interest in the Company’s mining equipment in exchange for 24 monthly payments of \$247,830 totaling the cash proceeds of \$5,000,000 and applicable interest and taxes.

In October 2015, the Company raised \$6.0 million in gross proceeds (approximately \$5.9 million net of issuance cost) through an underwritten public offering of 10,169,492 shares of common stock at a price per share of \$0.59.

Net cash used in operating activities for the twelve months ended December 31, 2015 was approximately \$3.0 million as compared to \$2.4 million for the year ended 2014. The Company's use of cash in 2015 included \$2.9 million for the SR-342 road realignment project, \$3.3 million costs related to underground drift and exploration and \$2.0 million for a reduction of accrued liabilities, offset by positive cash flow from revenues in excess of costs associated with mining revenue due to lower operating costs associated with lower labor, blasting, fuel and lower equipment costs. Our use of cash in 2014, was primarily from uses for working capital, including an increase of inventories of \$1.0 million, the reduction of accounts payables and other accrued expenses of \$2.1 million and increase in accounts receivable of \$0.3 million.

Net cash used in investing activities for the year ended December 31, 2015, was \$5.1 million, primarily from \$2.5 million for strategic land purchases and \$2.3 million for the design and construction of the heap leach expansion, \$1.0 million deposits towards the purchase of lands and bond deposit increases of \$0.1 million, net of \$0.8 million of proceeds received from the sale of equipment that was previously used in mining development and production activities. Cash used in investing for the year ended 2014, was approximately \$3.3 million, primarily as the result of capital assets purchases of \$2.6 million and bond deposit increases of \$0.8 million, net of \$0.2 million of proceeds received from the sale of equipment that was previously used in mining development and production activities.

Net cash provided by financing activities for fiscal year 2015 was \$4.5 million, comprised of proceeds of approximately \$6.0 million from the sale of securities and proceeds of \$4.4 million from the Revolving Credit Facility with Auramet and \$5.0 million from the Varilease equipment lease agreement, partially off-set by the pay-down of our long-term debt obligations of approximately \$10.9 million. Net cash provided by financing activities for the year ended 2014, was \$8.6 million, comprised of proceeds of approximately \$11 million from the sale of securities and proceeds of \$4.6 million from the Revolving Credit Facility with Auramet, partially off-set by the pay-down of our long-term debt obligations of approximately \$7.0 million.

The Company was an exploration company for most of its existence and transitioned into production in the Lucerne Mine late in 2012, and accordingly, has incurred net operating losses since 2012. During the year ended December 31, 2015, the Company continued reducing costs applicable to mining revenue, achieving \$8.5 million of savings from reduced labor, drilling, and blasting and fuel in 2015, as compared to 2014 and resulting in profit of approximately \$7.5 million resulting from mining revenues of \$18.2 million less costs applicable to mining of \$10.7 million. The Company realized \$2.0 million savings in all other non-mining activities, environmental, mine claims and real estate. The Company incurred approximately \$0.7 million in severance costs during the year ended December 31, 2015, in mining and general and administrative expenses, associated with organizational cost reductions.

The accompanying consolidated financial statements have been prepared assuming the Company will continue as a going concern, which considers the realization of assets and discharge of liabilities in the normal course of business and does not include any adjustments that might result from the outcome of uncertainties noted below.

At December 31, 2015, the Company has cash and cash equivalents of \$1.7 million. During 2015, the Company incurred a net loss of \$10.5 million, used \$3.0 million of cash in operations, primarily for working capital and used \$10.9 million for debt repayments.

The Company's success depends on its ability to recover precious metals, process them, and successfully sell them for more than the cost of production. The Company has no ability to control the market prices. The costs of exploration and production may fluctuate as a result of a number of factors, such as the changing composition of ore grade or mineralized material production, and metallurgy and exploration activities in response to the physical shape and location of the ore body or deposit. In addition, costs are affected by the price of commodities, such as fuel and electricity. Such commodities are at times subject to volatile price movements, including increases that could make production unprofitable. A material increase in production costs or a decrease in the price of gold or other minerals could materially affect the Company's ability to generate cash flow.

Mineral exploration, particularly for gold and other precious metals, is highly speculative in nature, involves many risks, and frequently is nonproductive. If gold mineralization is discovered, it may take a number of years from the initial phases of drilling until production is possible, if ever, during which time the economic feasibility of production may change. Substantial expenditures are required to establish ore reserves through drilling and analysis, to develop metallurgical processes to extract metal from the mineralized material, and in the case of new properties, to develop the processing facilities and infrastructure at any site chosen for mineral exploration. There can be no assurance that any gold reserves or mineralized material that may be discovered or acquired in the future, if any, will be in sufficient quantities or of adequate grade to justify commercial operations or that the funds required for mineral production operation can be obtained on a timely or reasonable basis, if at all. In addition, any mineralized material or reserves that may be identified, if any, will be depleted by production.

The capital expenditures and time required to develop and explore our properties are considerable and changes in costs, construction schedules, delays in such construction or both, can adversely affect project economics and expected production and profitability.

The Company's current capital resources include cash and cash equivalents and other working capital resources, cash generated through operations, and existing financing arrangements, including a lease financing agreement and a revolving credit facility (the "Revolving Credit Facility") with Auramet International, LLC ("Auramet"). Under the Revolving Credit Facility, the Company may have borrowings up to \$10 million outstanding at any given time, subject to satisfying certain conditions and obtaining certain consents. The Revolving Credit Facility has a maturity of April 28, 2018 and allows for re-advances on the facility up to the \$10 million availability. The Company has financed its exploration, development, and start up activities principally from the sale of equity securities and, to a lesser extent, debt financing. While the Company has been successful in the past in obtaining the necessary capital to support its operations, including registered equity financings from its existing shelf registration, borrowings, or other means, there is no assurance that the Company will be able to obtain additional equity capital or other financing, if needed. The Company believes it will have sufficient funds to sustain its operations during the next 12 months as a result of the sources of funding detailed above.

Future production rates and gold prices below management's expectations would adversely affect the Company's results of operations, financial condition and cash flows. If the Company was unable to obtain any necessary additional funds, this could have an immediate material effect on liquidity and could raise substantial doubt about the Company's ability to continue as a going concern. In such case, the Company could be required to limit or discontinue certain business plans, activities or operations, reduce or delay certain capital expenditures or sell certain assets or businesses. There can be no assurance that the Company would be able to take any of such actions on favorable terms, in a timely manner or at all.

The Revolving Credit Facility contains a covenant that requires the Company to maintain a minimum liquidity balance of \$1 million (including cash and cash equivalents, plus 90% of the value of any doré that has been picked up by a secured carrier but not yet paid for, as of any date of determination). The Revolving Credit Facility additionally contains customary representations, warranties, affirmative covenants, negative covenants, and events of default, as well as conditions to borrowings. The Company is in compliance with all required covenants.

### *Contractual Obligations*

Our contractual obligations at December 31, 2015 are summarized as follows:

	Payments Due by Period				
	Total	Less than 1 Year	1 - 3 Years	4 - 5 Years	More Than 5 Years
Contractual Obligations					
Long-term debt and capital lease obligations <sup>(1)</sup>	\$ 13,928,191	\$ 8,996,952	\$ 4,730,964	\$ 62,424	\$ 137,851
Operating Leases <sup>(2)</sup>	9,902,400	818,500	2,531,100	841,300	5,711,500
Reclamation and remediation obligations <sup>(3)</sup>	6,827,568	—	6,827,568	—	—
	<u>\$ 30,658,159</u>	<u>\$ 9,815,452</u>	<u>\$ 14,089,632</u>	<u>\$ 903,724</u>	<u>\$ 5,849,351</u>

<sup>(1)</sup> Amounts represent principal of \$13.3 million, and estimated interest payments of \$0.6 million, assuming no early extinguishment. See Note 11 to the Consolidated Financial Statements.

<sup>(2)</sup> The Company leases certain properties under operating leases expiring at various dates through 2027. See Note 19 to the Consolidated Financial Statements. Amounts include minimum rental and minimum advance royalty payments.

<sup>(3)</sup> We are required to mitigate long-term environment impacts by stabilizing, contouring, resloping, and revegetating various portions of a site after mining and mineral processing operations are completed. These reclamation efforts are conducted in accordance with plans reviewed and approved by the appropriate regulatory agencies. The Nevada State Environmental Commission and Division of Environmental Protection and other agencies have approved our most recent reclamation plans, as revised, of approximately \$7.1 million. In addition, the Company placed a \$4.5 million reclamation surety bond through the Lexon Surety Group ("Lexon"), which includes \$3.0 million with Storey County related to the move of State Route 342 and a \$1.5 million with Storey County related to reclamation as of December 31, 2015. See Note 8 to the Consolidated Financial Statements.

## ***Critical Accounting Estimates***

The SEC has requested that all registrants address their most critical accounting policies. The SEC has indicated that a “critical accounting policy” is one which is both important to the representation of the registrant’s financial condition and results and requires management’s most difficult, subjective or complex judgments, often as a result of the need to make estimates about the effect of matters that are inherently uncertain. We base our estimates on past experience and on various other assumptions our management believes to be reasonable under the circumstances, the results of which form the basis for making judgments about carrying values of assets and liabilities that are not readily apparent from other sources. Actual results will differ, and may differ materially from these estimates under different assumptions or conditions. Additionally, changes in accounting estimates could occur in the future from period to period. Our management has discussed the development and selection of our most critical financial estimates with the audit committee of our Board of Directors. The following paragraphs identify our most critical accounting policies:

### ***Impairment of Mineral Rights and Properties, Plant and Equipment***

The Company assesses its mineral rights and properties, plant and equipment for possible impairment whenever events or changes in circumstances indicate that the carrying value of the assets may not be recoverable. Such indicators include changes in the Company’s business plans, changes in precious metal prices and significant downward revisions of estimated mineralization quantities. If the carrying value of an asset exceeds the future undiscounted cash flows expected from the asset, an impairment charge is recorded for the excess of carrying value of the asset over its estimated fair value.

Determination as to whether and how much an asset is impaired involves management estimates on highly uncertain matters such as future commodity prices, the effects of inflation and technology improvements on operating expenses, and the outlook for global or regional demand conditions for gold and silver. However, the impairment reviews and calculations are based on assumptions that are consistent with the Company’s business plans and long-term investment decisions.

### ***Reclamation and Remediation Obligations***

Reclamation costs are allocated to expense over the life of the related assets and are periodically adjusted to reflect changes in the estimated present value resulting from the passage of time and revisions to the estimates of either the timing or amount of the reclamation and remediation costs. Reclamation obligations are based on when the spending for an existing environmental disturbance will occur. We review, on at least an annual basis, the reclamation obligation at each mine site in accordance with guidance for accounting for asset retirement obligations.

Reclamation obligations for inactive mines are accrued based on management’s best estimate of the costs expected to be incurred at a site. Such cost estimates include, where applicable, ongoing care, maintenance and monitoring costs. Changes in estimates at inactive mines are reflected in earnings in the period an estimate is revised.

Accounting for reclamation and remediation obligations requires management to make estimates unique to each mining operation of the future costs we will incur to complete the reclamation and remediation work required to comply with existing laws and regulations. Actual costs incurred in future periods could differ from amounts estimated. Additionally, future changes to environmental laws and regulations could increase the extent of reclamation and remediation work required. Any such increases in future costs could materially impact the amounts charged to earnings for reclamation and remediation.

### ***Stock-Based Compensation***

We measure share-based compensation cost at the grant date based on the value of the award and recognize the cost as an expense over the term of the vesting period. Judgment is required in estimating the fair value of share-based awards granted and their expected forfeiture rate. If actual results differ significantly from these estimates, stock-based compensation expense and our results of operations could be materially impacted.

## *Income Taxes*

Our income tax expense and deferred tax assets and liabilities reflect management's best assessment of estimated future taxes to be paid. Deferred income taxes arise from temporary differences between the tax and financial statement recognition of revenue and expense. In evaluating our ability to recover our deferred tax assets, we consider all available positive and negative evidence, including scheduled reversals of deferred tax liabilities, projected future taxable income, tax planning strategies and recent financial operations. In projecting future taxable income, we develop assumptions including the amount of future state, federal and foreign pretax operating income, the reversal of temporary differences, and the implementation of feasible and prudent tax planning strategies. These assumptions require significant judgment about the forecasts of future taxable income and are consistent with the plans and estimates that we are using to manage the underlying businesses. Valuation allowances are recorded as reserves against net deferred tax assets by the Company when it is determined that net deferred tax assets are not likely to be realized in the foreseeable future.

The calculation of our tax liabilities involves dealing with uncertainties in the application of complex tax laws and regulations. Income tax positions must meet a more-likely-than-not recognition threshold to be recognized.

## *Derivative Instruments*

The Company has previously recorded derivatives relating to contingent dividend payments on our Preferred Shares and gold forwards, calls and puts. These derivatives are recorded on the balance sheet at fair market value. Changes in the fair market value of derivatives are recorded in the consolidated statements of operations. Management applies judgment in estimating the fair value of derivative instruments that are sensitive to assumptions that include various observable and unobservable market inputs. These inputs include variables such as volatility, stock price, expected life, probability of conversions, commodity prices, commodity volatilities, and interest rates. Variations in these factors could materially affect amounts credited or charged to earnings to reflect the changes in fair market value of derivatives.

## *Inventories, Stockpiles and Mineralized Material on Leach Pads*

Inventories, including stockpiles and mineralized material on leach pads are carried at the lower of cost or net realizable value. Cost is comprised of production costs for mineralized material produced and processed. Production costs include the costs of materials, costs of processing, direct labor, stock-based compensation, mine site and processing facility overhead costs, and depreciation, depletion and amortization.

**Stockpiles** - Stockpiles represent mineralized material that has been extracted from the mine and is available for further processing. Stockpiles are measured by estimating the number of tons added and removed from the stockpile. Stockpile tonnages are verified by periodic surveys. Costs are allocated to stockpiles based on relative values of material stockpiled and processed using current mining costs incurred up to the point of stockpiling the material, including applicable overhead, depreciation, and depletion relating to mining operations, and removed at each stockpile's average cost per ton. We record stockpiles at the lower of average cost or net realizable value ("NRV") and carrying values are evaluated at least quarterly. NRV represents the estimated future sales price based on short-term and long-term metals prices, less estimated costs to complete production and bring the product to sale. The primary factors that influence the need to record write-downs of stockpiles include short-term and long-term metals prices and costs for production inputs such as labor, fuel and energy, materials and supplies, as well as realized mineralized material grades and actual production levels. If short-term and long-term metals prices decrease, the value of the stockpiles may decrease, and it may be necessary to record a write-down of stockpiles to NRV. Cost allocation to stockpiles and the NRV measurement involves the use of estimates and assumptions unique to each mining operation regarding current and future operating and capital costs, metal recoveries, production levels, commodity prices, engineering data and other factors. A high degree of judgment is involved in determining such assumptions and estimates and no assurance can be given that actual results will not differ significantly from those estimates and assumptions.

**Mineralized Material on Leach Pads** - The Company utilizes a heap leaching process to recover gold from its mineralized material. Under this method, the mineralized material is placed on leach pads where it is treated with a chemical solution, which dissolves the gold contained in the material. The resulting gold-bearing solution is further processed in a facility where the gold is recovered. Costs are added to mineralized material on leach pads based on current mining and processing costs, including applicable depreciation and depletion relating to mining and processing operations. Costs are transferred from mineralized material on leach pads to subsequent stages of in-process inventories as the gold-bearing solution is processed. The value of such transferred costs of mineralized material on leach pads is based on the average cost per estimated recoverable ounce of gold on the leach pad. The estimates of recoverable gold on the leach pads are calculated from the quantities of material placed on the leach pads (measured tons added to the leach pads), the grade of material placed on the leach pads (based on assay data) and a recovery percentage. In general, leach pads recover approximately 95% of the recoverable ounces in the first six months of leaching, declining each month thereafter until the leaching process is complete. Although the quantities of recoverable material placed on the leach pads are reconciled by comparing the grades of material placed on pads to the quantities of gold actually recovered (metallurgical balancing), the nature of the leaching process inherently limits the ability to precisely monitor inventory levels. As a result, the metallurgical balancing process is constantly monitored and estimates are refined based on actual results over time.

Variations between actual and estimated quantities resulting from changes in assumptions and estimates that do not result in write-downs to NRV are accounted for on a prospective basis. The significant assumptions in determining the NRV apart from production cost and capitalized expenditure assumptions include gold prices. If short-term and long-term metals prices decrease, the value of the material on leach pads may decrease, and it may be necessary to record a write-down of mineralized material on leach pads to NRV.

**In-process Inventories** - In-process inventories represent mineralized materials that are currently in the process of being converted to a saleable product through the Merrill-Crowe process. The value of in-process material is measured based on assays of the material fed into the process and the projected recoveries of material. In-process inventories are valued at the average cost of the material fed into the process attributable to the source material coming from the mines, stockpiles and/or leach pads plus the in-process conversion costs, including applicable depreciation relating to the process facilities incurred to that point in the process.

At December 31, 2015 the Company's estimate of recoverable gold ounces in stockpiles and on the leach pad increased from previously estimated 81% to 85%. This change increased our recoverable gold ounces in mineralized material placed on leach pad during the fiscal year 2015 by approximately 1,339 and as a result inventories and stockpiles and mineralized material on leach pad increased and costs applicable to mining revenue decreased by approximately \$1.3 million.

We evaluated the impact of potential recovery rate changes at December 31, 2015. The impact of such changes to recovery rate would change our estimate of recoverable gold ounces on the leach pad and change costs of goods sold.

	Increase of 1%	Increase of 2%	Decrease of 1%	Decrease of 2%
Recovery rate	86%	87%	84%	83%
Ounces remaining increase (decrease)	670	1,340	(669)	(1,339)
COGS increase (decrease)	\$ (526,538)	\$ (998,405)	\$ 596,175	\$1,288,794

## Item 7a. Quantitative and Qualitative Disclosures About Market Risk

**Metal Price** – Changes in the market price of gold may significantly affect our profitability and cash flow. Gold prices fluctuate widely due to factors such as: demand, global mine production levels, investor sentiment, central bank reserves, and the value of the U.S. dollar.

**Interest Rate Risk** – Our exposure to market risk is confined to our cash and cash equivalents, all of which have maturities of less than three months and bear and pay interest in U.S. dollars. Since we invest in highly liquid, relatively low yield investments, we do not believe interest rate changes would have a material impact on us.

Our risk associated with fluctuating interest expense is limited to capital leases and other short-term obligations we may incur in our normal operations. The interest rates on our existing long-term debt borrowings are fixed and as a result, interest due on borrowings are not impacted by changes in market-based interest rates.

**Item 8. Financial Statements and Supplementary Data****CONSOLIDATED FINANCIAL STATEMENTS  
DECEMBER 31, 2015, 2014 AND 2013**

	<b>Page</b>
Report of Independent Registered Public Accounting Firm	F-1
Consolidated Balance Sheets	F-2
Consolidated Statements of Operations	F-3
Consolidated Statements of Changes in Stockholders' Equity	F-4
Consolidated Statements of Changes in Cash Flows	F-6
Notes to Consolidated Financial Statements	F-8

**Financial Statement Schedule**

## Comstock Mining Inc. and Subsidiaries

The following consolidated financial statement schedule of Comstock Mining Inc. and subsidiaries is filed as part of this Form 10-K. All other schedules have been omitted because they are not applicable, not required, or the information is included in the consolidated financial statements or notes thereto.

	<b>Page</b>
Schedule II – Valuation and Qualifying Accounts	78

Exhibits. The exhibits listed in the accompanying index to exhibits immediately following the financial statements are filed as part of, or hereby incorporated by reference into, this Form 10-K.



## **REPORT OF INDEPENDENT REGISTERED PUBLIC ACCOUNTING FIRM**

To the Board of Directors and Stockholders of  
Comstock Mining Inc.  
Virginia City, Nevada

We have audited the accompanying consolidated balance sheets of Comstock Mining Inc. and subsidiaries (the “Company”) as of December 31, 2015 and 2014, and the related consolidated statements of operations, changes in stockholders’ equity, and changes in cash flows for each of the three years in the period ended December 31, 2015. Our audits also included the financial statement schedule listed in the Index at Item 15. These financial statements and financial statement schedule are the responsibility of the Company’s management. Our responsibility is to express an opinion on the financial statements and financial statement schedule based on our audits.

We conducted our audits in accordance with the standards of the Public Company Accounting Oversight Board (United States). Those standards require that we plan and perform the audit to obtain reasonable assurance about whether the financial statements are free of material misstatement. An audit includes examining, on a test basis, evidence supporting the amounts and disclosures in the financial statements. An audit also includes assessing the accounting principles used and significant estimates made by management, as well as evaluating the overall financial statement presentation. We believe that our audits provide a reasonable basis for our opinion.

In our opinion, such consolidated financial statements present fairly, in all material respects, the financial position of Comstock Mining Inc. and subsidiaries as of December 31, 2015 and 2014, and the results of their operations and their cash flows for each of the three years in the period ended December 31, 2015, in conformity with accounting principles generally accepted in the United States of America. Also, in our opinion, such financial statement schedule, when considered in relation to the basic consolidated financial statements taken as a whole, presents fairly in all material respects the information set forth therein.

/s/ Deloitte & Touche LLP

Salt Lake City, Utah  
January 28, 2016

**COMSTOCK MINING INC. AND SUBSIDIARIES**  
**CONSOLIDATED BALANCE SHEETS**  
**DECEMBER 31, 2015 AND 2014**

	December 31, 2015	December 31, 2014
<b><u>ASSETS</u></b>		
CURRENT ASSETS:		
Cash and cash equivalents	\$ 1,663,170	\$ 5,308,804
Accounts receivable	24,642	322,406
Inventories (Note 3)	450,951	428,235
Stockpiles and mineralized material on leach pads (Note 3)	1,322,211	1,743,053
Prepaid expenses and other current assets (Note 5)	2,188,053	833,360
Total current assets	5,649,027	8,635,858
MINERAL RIGHTS AND PROPERTIES, Net (Note 6)	7,205,081	7,318,175
PROPERTIES, PLANT AND EQUIPMENT, Net (Note 7)	26,596,859	26,207,062
RECLAMATION BOND DEPOSIT (Note 8)	2,642,804	2,642,804
RETIREMENT OBLIGATION ASSET (Note 9)	1,107,120	1,619,101
OTHER ASSETS	12,000	32,872
TOTAL ASSETS	<u>\$ 43,212,891</u>	<u>\$ 46,455,872</u>
<b><u>LIABILITIES AND STOCKHOLDERS' EQUITY</u></b>		
CURRENT LIABILITIES:		
Accounts payable	\$ 1,964,371	\$ 2,265,723
Accrued expenses (Note 10)	1,639,526	4,408,568
Long-term debt and capital lease obligations – current portion (Note 11)	8,538,336	5,897,219
Derivative liabilities	—	33,298
Total current liabilities	12,142,233	12,604,808
LONG-TERM LIABILITIES:		
Long-term debt and capital lease obligations (Note 11)	4,759,213	5,701,264
Long-term reclamation liability (Note 9)	6,827,568	5,908,700
Other liabilities	724,407	—
Total long-term liabilities	12,311,188	11,609,964
Total liabilities	24,453,421	24,214,772
COMMITMENTS AND CONTINGENCIES (Note 19)		
STOCKHOLDERS' EQUITY:		
Common stock, \$.000666 par value, 3,950,000,000 shares authorized, 159,917,711 and 82,480,600 shares issued and outstanding at December 31, 2015 and 2014, respectively	106,505	54,932
Convertible Preferred Stock; 50,000,000 shares authorized		
7.5% Series A-1 convertible preferred stock; \$.000666 par value, 1,500,000 shares authorized, 0 and 24,362 shares issued and outstanding at December 31, 2015 and 2014, respectively	—	16
7.5% Series A-2 convertible preferred stock, \$.000666 par value, 250,000 shares authorized, 0 and 1,610 shares issued and outstanding at December 31, 2015 and 2014, respectively	—	1
7.5% Series B convertible preferred stock, \$.000666 par value, 600,000 shares authorized, 0 and 22,676 shares issued and outstanding at December 31, 2015 and 2014, respectively	—	15
Additional paid-in capital	217,716,500	210,795,244
Accumulated deficit	(199,063,535)	(188,609,108)
Total stockholders' equity	18,759,470	22,241,100
TOTAL LIABILITIES AND STOCKHOLDERS' EQUITY	<u>\$ 43,212,891</u>	<u>\$ 46,455,872</u>

See notes to the consolidated financial statements.

**COMSTOCK MINING INC. AND SUBSIDIARIES**  
**CONSOLIDATED STATEMENTS OF OPERATIONS**  
**YEARS ENDED DECEMBER 31, 2015, 2014 AND 2013**

	2015	2014	2013
<b>REVENUES</b>			
Revenue - mining	\$ 18,245,633	\$ 24,736,929	\$ 24,103,013
Revenue - real estate	247,217	846,432	723,574
Total revenues	<u>18,492,850</u>	<u>25,583,361</u>	<u>24,826,587</u>
<b>COST AND EXPENSES</b>			
Costs applicable to mining revenue	10,652,372	19,126,632	26,495,665
Real estate operating costs	342,634	1,260,972	1,117,225
Exploration and mine development	6,958,636	2,658,473	3,012,790
Mine claims and costs	1,299,823	2,393,722	2,596,650
Environmental and reclamation	2,054,447	2,464,314	2,895,552
Land and road development	2,857,720	—	—
General and administrative	6,752,731	6,371,954	9,641,507
Total cost and expenses	<u>30,918,363</u>	<u>34,276,067</u>	<u>45,759,389</u>
<b>LOSS FROM OPERATIONS</b>	<u>(12,425,513)</u>	<u>(8,692,706)</u>	<u>(20,932,802)</u>
<b>OTHER INCOME (EXPENSE)</b>			
Change in fair value of derivatives	—	(963,169)	454,681
Interest expense	(1,216,887)	(997,112)	(1,157,535)
Other income	3,187,973	1,014,214	2,101
Gain on settlement of debt obligations	—	—	286,535
Total other income (expense), net	<u>1,971,086</u>	<u>(946,067)</u>	<u>(414,218)</u>
<b>NET LOSS</b>	<u>(10,454,427)</u>	<u>(9,638,773)</u>	<u>(21,347,020)</u>
<b>DIVIDENDS ON CONVERTIBLE PREFERRED STOCK</b>	<u>(5,452,445)</u>	<u>(3,672,785)</u>	<u>(4,016,705)</u>
<b>NET LOSS AVAILABLE TO COMMON SHAREHOLDERS</b>	<u>\$ (15,906,872)</u>	<u>\$ (13,311,558)</u>	<u>\$ (25,363,725)</u>
Net loss per common share – basic	<u>\$ (0.14)</u>	<u>\$ (0.17)</u>	<u>\$ (0.42)</u>
Net loss per common share – diluted	<u>\$ (0.14)</u>	<u>\$ (0.17)</u>	<u>\$ (0.42)</u>
Weighted average common shares outstanding — basic	<u>110,072,486</u>	<u>78,586,266</u>	<u>60,580,742</u>
Weighted average common shares outstanding — diluted	<u>110,072,486</u>	<u>78,586,266</u>	<u>60,580,742</u>

See notes to the consolidated financial statements.

**COMSTOCK MINING INC. AND SUBSIDIARIES**  
**CONSOLIDATED STATEMENTS OF CHANGES IN STOCKHOLDERS' EQUITY**  
**YEARS ENDED DECEMBER 31, 2015, 2014 AND 2013**

	Convertible Preferred Stock										
	Series A-1		Series A-2		Series B		Common Stock		Additional Paid-in Capital	Accumulated Deficit	Total
	Shares	Amount	Shares	Amount	Shares	Amount	Shares	Amount	Amount	Amount	
BALANCE - January 1, 2013	23,499	\$ 16	5,271	\$ 4	28,399	\$ 19	48,466,267	\$ 32,279	\$ 175,985,559	\$ (157,623,315)	\$ 18,394,562
Common stock issued for:											
Public offering							9,146,920	6,091	18,743,909		18,750,000
Public offering issuance cost									(459,515)		(459,515)
Vested restricted stock							1,199,300	799	(799)		—
Payment of dividends							2,167,398	1,443	(1,443)		—
Payment of long term debt obligation							1,037,141	691	1,914,309		1,915,000
Deemed dividend on beneficial conversion									304,724		304,724
feature related to convertible preferred stock									(304,724)		(304,724)
Issuance of Series A-1 convertible preferred											—
stock for mineral lease	863	—							2,047,575		2,047,575
Conversion of Series A-2 convertible preferred											
stock into common stock			(3,661)	(3)			5,623,003	3,745	(3,742)		—
Conversion of Series B convertible preferred											
stock into common stock					(4,206)	(3)	2,548,908	1,698	(1,695)		—
Stock-based compensation									943,146		943,146
Net Loss										(21,347,020)	(21,347,020)
BALANCE - December 31, 2013	24,362	16	1,610	1	24,193	16	70,188,937	46,746	199,167,304	(178,970,335)	20,243,748
Common stock issued for:											
Public offering							7,475,000	4,978	10,988,304		10,993,282
Public offering issuance costs									(32,019)		(32,019)
Vested restricted stock							1,777,000	1,184	(1,184)		—
Payment of dividends							2,254,599	1,502	(1,502)		—
Purchase of properties, plant and equipment							728,578	485	1,014,472		1,014,957
Payment of long-term debt obligation							137,105	91	274,119		274,210
Effective repurchase of common with issuance of long-term debt obligations							(1,000,000)	(666)	(783,118)		(783,784)
Conversion of Series B convertible preferred											
stock into common stock					(1,517)	(1)	919,381	612	(611)		—
Stock-based compensation									169,479		169,479
Net loss										(9,638,773)	(9,638,773)

BALANCE - December 31, 2014	24,362	16	1,610	1	22,676	15	82,480,600	54,932	210,795,244	(188,609,108)	22,241,100
Common stock issued for:											
Public offering							10,169,492	6,773	5,993,227		6,000,000
Public offering issuance costs									(96,393)		(96,393)
Vested restricted stock							60,000	40	(40)		—
Payment of dividends							11,842,085	7,887	(7,887)		—
Purchase of properties, plant and equipment							1,726,312	1,150	1,023,640		1,024,790
Conversion of Series A-1 convertible preferred stock into common stock	(24,362)	(16)					37,422,416	24,923	(24,907)		—
Conversion of Series A-2 convertible preferred stock into common stock			(1,610)	(1)			2,473,597	1,647	(1,646)		—
Conversion of Series B convertible preferred stock into common stock					(22,676)	(15)	13,743,209	9,153	(9,138)		—
Stock-based compensation									44,400		44,400
Net loss										(10,454,427)	(10,454,427)
BALANCE - December 31, 2015	—	\$ —	—	\$ —	—	\$ —	159,917,711	\$106,505	\$ 217,716,500	\$ (199,063,535)	\$ 18,759,470

See notes to consolidated financial statements.

**COMSTOCK MINING INC. AND SUBSIDIARIES**  
**CONSOLIDATED STATEMENTS OF CHANGES IN CASH FLOWS**  
**YEARS ENDED DECEMBER 31, 2015, 2014 AND 2013**

	2015	2014	2013
<b>OPERATING ACTIVITIES:</b>			
Net loss	\$ (10,454,427)	\$ (9,638,773)	\$ (21,347,020)
Adjustments to reconcile net loss to net cash used in operating activities:			
Depreciation, amortization and depletion	7,727,433	6,876,322	4,821,575
(Gain)/Loss on sale of properties, plant, and equipment	(158,148)	45,499	—
Loss on disposal of mineral rights and properties, plant, and equipment	—	—	1,015,496
Gain on settlement of debt	—	—	(286,535)
Stock payments and stock-based compensation	443,036	1,875,792	3,271,511
Accretion of reclamation liability	259,573	343,717	295,484
Write down of inventories and stockpiles, mineralized material on leach pad	—	—	1,514,574
Amortization of debt discounts and issuance costs	566,723	621,196	818,780
Net change in fair values of derivatives	—	963,169	(454,681)
Changes in operating assets and liabilities:			
Accounts receivable	297,764	(307,777)	(2,103,093)
Inventories	(22,716)	163,726	(291,351)
Stockpiles and mineralized material on leach pads	420,842	(1,195,573)	2,580,929
Prepaid expenses and other current assets	(158,523)	(115,926)	26,851
Other assets	20,872	25,881	25,882
Accounts payable	38,891	(333,320)	(200,431)
Accrued expenses	(1,977,933)	(1,744,638)	32,776
<b>NET CASH USED IN OPERATING ACTIVITIES</b>	<b>(2,996,613)</b>	<b>(2,420,705)</b>	<b>(10,279,253)</b>
<b>INVESTING ACTIVITIES:</b>			
Purchase of mineral rights and properties, plant and equipment	(5,770,715)	(2,624,691)	(5,990,941)
Proceeds from sale of mineral rights and properties, plant and equipment	754,040	150,415	596,820
Change in reclamation bond deposit	(100,000)	(800,000)	(1,282,000)
<b>NET CASH USED IN INVESTING ACTIVITIES</b>	<b>(5,116,675)</b>	<b>(3,274,276)</b>	<b>(6,676,121)</b>
<b>FINANCING ACTIVITIES:</b>			
Principal payments on long-term debt and capital lease obligations	(10,855,345)	(6,993,213)	(4,898,744)
Proceeds from long-term debt obligations	9,419,392	4,626,289	—
Proceeds from the issuance of common stock	6,000,000	10,993,282	18,750,000
Common stock issuance costs	(96,393)	(32,019)	(459,515)
<b>NET CASH PROVIDED BY FINANCING ACTIVITIES</b>	<b>4,467,654</b>	<b>8,594,339</b>	<b>13,391,741</b>
<b>INCREASE (DECREASE) IN CASH AND CASH EQUIVALENTS</b>	<b>(3,645,634)</b>	<b>2,899,358</b>	<b>(3,563,633)</b>
CASH AND CASH EQUIVALENTS, BEGINNING OF YEAR	5,308,804	2,409,446	5,973,079
<b>CASH AND CASH EQUIVALENTS, END OF YEAR</b>	<b>\$ 1,663,170</b>	<b>\$ 5,308,804</b>	<b>\$ 2,409,446</b>
<b>SUPPLEMENTAL CASH FLOW INFORMATION:</b>			
Cash paid for interest	\$ 1,099,306	\$ 736,320	\$ 349,390
Cash paid for income taxes	\$ —	\$ —	\$ —

(Continued)

**COMSTOCK MINING INC. AND SUBSIDIARIES**  
**CONSOLIDATED STATEMENTS OF CHANGES IN CASH FLOWS**  
**YEARS ENDED DECEMBER 31, 2015, 2014 AND 2013**

**Supplemental disclosure of non-cash investing and financing**

**activities:**

	2015	2014	2013
Conversion of Series A-1, A-2 and Series B convertible preferred stock	\$ 35,723	\$ 612	\$ 5,443
Dividends paid in common stock (par value)	7,887	1,502	1,443
Issuance of common stock for properties, plant and equipment	1,024,790	1,014,957	—
Issuance of common stock for long-term debt obligations payment	—	274,119	1,915,000
Issuance of Series A-1 convertible preferred stock for mineral lease capitalized in prepaid expenses	—	—	2,047,575
Issuance of long-term debt and capital lease obligations for purchase of mineral rights and properties, plant and equipment	2,046,745	3,730,163	4,472,840
Additions to reclamation liability and retirement obligation asset	659,295	140,573	531,770
Effective repurchase of common stock with issuance of long-term debt obligation	—	783,118	—
Reduction of derivative with issuance of long term debt obligation	—	1,170,000	—
Reclamation bond deposit included in accrued expenses and other liabilities	—	100,000	1,000,000
Settlement of long-term debt obligations from gold transfers	—	—	2,723,107
Settlement of long-term debt obligations through transfer of properties, plant and equipment	—	—	1,028,180
Properties, plant and equipment purchases in current liabilities	531,985	402,803	934,789

See notes to consolidated financial statements.

(Concluded)

**COMSTOCK MINING INC.**  
**NOTES TO CONSOLIDATED FINANCIAL STATEMENTS**  
**FOR THE YEARS ENDED DECEMBER 31, 2015, 2014 AND 2013**

**1. Nature of Business**

Comstock Mining Inc. is a producing, Nevada-based gold and silver mining company with extensive, contiguous property in the historic Comstock and Silver City mining districts (collectively, the “Comstock District”). The Comstock District is located within the western portion of the Basin and Range Province of Nevada, between Reno and Carson City, Nevada. Our Lucerne Resource area is located in Storey County, Nevada, approximately three miles south of Virginia City, Nevada and 30 miles southeast of Reno, Nevada. The Company also owns extensive real estate holdings, including but not limited to the Gold Hill Hotel located in Gold Hill, Nevada just south of Virginia City and the Daney Ranch, located just south of Silver City.

As used in the notes to the consolidated financial statements, we refer to Comstock Mining Inc., and its wholly owned subsidiaries as “we,” “us,” “our,” “our Company,” or “the Company.”

We continue expanding our property footprint and creating opportunities for exploration, mining and real property investment. The Company now owns or controls approximately 8,546 acres of mining claims and parcels in the Comstock and Silver City Districts. The acreage is comprised of approximately 2,245 acres of patented claims (private lands) and surface parcels (private lands) and approximately 6,301 acres of unpatented mining claims, which the Bureau of Land Management, (“BLM”) administers.

**2. Summary of Significant Accounting Policies**

**Principles of Consolidation** - The consolidated financial statements include the accounts of Comstock Mining Inc., and its wholly owned subsidiaries: Comstock Mining LLC and Comstock Real Estate Inc. In January 2016, the Company formally changed the name of the Gold Hill Hotel, Inc. to Comstock Real Estate Inc. Inter-company transactions and balances have been eliminated.

**Basis of Presentation** - The accompanying consolidated financial statements have been prepared in conformity with accounting principles generally accepted in the United States of America which contemplate continuation of the Company as a going concern.

The Company transitioned into production in the Lucerne Mine in 2012, and ramped up to approximately 20,000 gold-equivalent-ounces of annual production.

The Company has recurring net losses from operations and an accumulated deficit of \$199.1 million as of December 31, 2015. For the year ended December 31, 2015, the Company incurred a net loss of \$10.5 million and used \$3.0 million cash in operations. As of December 31, 2015, the Company had cash and cash equivalents of \$1.7 million, current assets of \$5.6 million and current liabilities of \$12.1 million, resulting in current liabilities in excess of current assets of \$6.5 million.

The Company’s current capital resources include cash and cash equivalents and other working capital resources, cash generated through operations, and existing financing arrangements, including a lease financing agreement and a revolving credit facility (the “Revolving Credit Facility”) with Auramet International, LLC (“Auramet”). Under the Revolving Credit Facility, the Company may have borrowings up to \$10 million outstanding at any given time, subject to satisfying certain conditions and obtaining certain consents. The Revolving Credit Facility has a maturity of April 28, 2018 and allows for re-advances on the facility up to the \$10 million availability. The Company has financed its exploration, development, and start up activities principally from the sale of equity securities and, to a lesser extent, debt financing. While the Company has been successful in the past in obtaining the necessary capital to support its operations, including registered equity financings from its existing shelf registration, borrowings, or other means, there is no assurance that the Company will be able to obtain additional equity capital or other financing, if needed. As described in Note 12, on October 19, 2015 the Company raised \$6.0 million in gross proceeds (approximately \$5.9 million, net of issuance costs) through an underwritten public offering of 10,169,492 shares of our common stock at a price of \$0.59 per share. While the Company has been successful in the past in obtaining the necessary capital to support its operations, including registered equity financings from its existing shelf registration statement, borrowings, or other means, there is no assurance that the Company will be able to obtain additional equity capital or other financing, if needed. The Company believes it will have sufficient funds to sustain its operations during the next 12 months as a result of the sources of funding detailed above.



Future production rates and gold prices below management's expectations would adversely affect the Company's results of operations, financial condition and cash flows. If the Company was unable to obtain any necessary additional funds, this could have an immediate material adverse effect on liquidity and could raise substantial doubt about the Company's ability to continue as a going concern. In such case, the Company could be required to limit or discontinue certain business plans, activities or operations, reduce or delay certain capital expenditures or sell certain assets or businesses. There can be no assurance that the Company would be able to take any such actions on favorable terms, in a timely manner or at all.

**Cash and Cash Equivalents** - We consider all highly liquid, short-term investments with an original maturity of three months or less to be cash equivalents. The carrying value of cash equivalents approximates fair value. As of December 31, 2015, we had cash and cash equivalents in excess of federal insurance limits in the amount of approximately \$1.4 million.

**Inventories, Stockpiles and Mineralized Material on Leach Pads** - Inventories, including stockpiles and mineralized material on leach pads are carried at the lower of cost or net realizable value. Net realizable value represents the estimated future sales price of the product based on current and long-term metals prices, less the estimated costs to complete production and bring the product to sale. Write-downs of stockpiles, mineralized material on leach pads and inventories to net realizable value are reported as a component of costs applicable to mining revenue. Cost is comprised of production costs for mineralized material produced and processed. Production costs include the costs of materials, costs of processing, direct labor, mine site and processing facility overhead costs, stock-based compensation, and depreciation, amortization and depletion.

*Stockpiles* - Stockpiles represent mineralized material that has been extracted from the mine and is available for further processing. Stockpiles are measured by estimating the number of tons added and removed from the stockpile. Stockpile tonnages are verified by periodic surveys. Costs are allocated to stockpiles based on relative values of material stockpiled and processed using current mining costs incurred up to the point of stockpiling the material, including applicable overhead, depreciation, and depletion relating to mining operations, and removed at each stockpile's average cost per ton.

*Mineralized Material on Leach Pads* - The Company utilizes a heap leaching process to recover gold from its mineralized material. Under this method, the mineralized material is placed on leach pads where it is treated with a chemical solution that dissolves the gold contained in the material. The resulting gold-bearing solution is further processed in a facility where the gold is recovered. Costs are added to mineralized material on leach pads based on current mining and processing costs, including applicable depreciation relating to mining and processing operations. Costs are transferred from mineralized material on leach pads to subsequent stages of in-process inventories as the gold-bearing solution is processed. The value of such transferred costs of mineralized material on leach pads is based on the average cost per estimated recoverable ounce of gold on the leach pad.

The estimates of recoverable gold on the leach pads are calculated from the quantities of material placed on the leach pads (measured tons added to the leach pads), the grade of material placed on the leach pads (based on assay data) and a recovery percentage.

Although the quantities of recoverable gold placed on the leach pads are reconciled by comparing the quantities and grades of material placed on leach pads to the quantities and grades quantities of gold actually recovered (metallurgical balancing), the nature of the leaching process inherently limits the ability to precisely monitor inventory levels. As a result, the metallurgical balancing process is constantly monitored and estimates are refined based on actual results over time. Variations between actual and estimated quantities resulting from changes in assumptions and estimates that do not result in write-downs to net realizable value are accounted for on a prospective basis.

*In-process Inventories* - In-process inventories represent mineralized materials that are currently in the process of being converted to a saleable product through the Merrill-Crowe process. The value of in-process material is measured based on assays of the material fed into the process and the projected recoveries of material. In-process inventories are valued at the average cost of the material fed into the process attributable to the source material coming from the mines, stockpiles and/or leach pads plus the in-process conversion costs, including applicable depreciation relating to the process facilities incurred to that point in the process.

*Finished Goods Inventories* - Finished goods inventories include gold that has been processed through the Company's Merrill-Crowe facility and are valued at the average cost of their production.

**Fair Value Measurements** - The fair value of a financial instrument is the amount that could be received upon the sale of an asset or paid to transfer a liability in an orderly transaction between market participants at the measurement date. Financial assets are marked to bid prices and financial liabilities are marked to offer prices. The fair value should be calculated based on assumptions that market participants would use in pricing the asset or liability, not on assumptions specific to the entity. In addition, the fair value of liabilities should include consideration of non-performance risk, including the party's own credit risk.

Fair value measurements do not include transaction costs. A fair value hierarchy is used to prioritize the quality and reliability of the information used to determine fair values. Categorization within the fair value hierarchy is based on the lowest level of input that is significant to the fair value measurement. The fair value hierarchy is defined into the following three categories:

Level 1: Quoted market prices in active markets for identical assets or liabilities.

Level 2: Observable market-based inputs or unobservable inputs that are corroborated by market data.

Level 3: Unobservable inputs that are not corroborated by market data.

**Long-Lived Assets** - We review the carrying amount of our long-lived assets for impairment whenever there are negative indicators of impairment. An asset is considered impaired when estimated future cash flows are less than the carrying amount of the asset. In the event the carrying amount of such asset is not considered recoverable, the asset is adjusted to its fair value. Fair value is generally determined based on discounted future cash flows.

**Mineral Rights and Properties** - We defer acquisition costs until we determine the viability of the property. Since we do not have proven and probable reserves as defined by Securities and Exchange Commission ("SEC") Industry Guide 7, exploration expenditures are expensed as incurred. We expense care and maintenance costs as incurred.

We review the carrying value of our mineral rights and properties for impairment whenever there are negative indicators of impairment. Our estimate of the gold price, mineralized materials, operating capital, and reclamation costs are subject to risks and uncertainties affecting the recoverability of our investment in the mineral claims and properties. Although we have made our best, most current estimate of these factors, it is possible that near term changes could adversely affect estimated net cash flows from our mineral claims and properties and possibly require future asset impairment write-downs.

Where estimates of future net operating cash flows are not available and where other conditions suggest impairment, we assess recoverability of carrying value from other means, including net cash flows generated by the sale of the asset. We use the units-of-production method to deplete the mineral rights and properties.

**Properties, Plant and Equipment** - We record properties, plant and equipment at historical cost. We provide depreciation and amortization in amounts sufficient to match the cost of depreciable assets to operations over their estimated service lives or productive value. We capitalize expenditures for improvements that significantly extend the useful life of an asset. We charge expenditures for maintenance and repairs to operations when incurred. Depreciation is computed using the straight-line method over estimated useful lives as follows:

Building	7 to 15 years
Vehicles and equipment	3 to 7 years
Processing and laboratory	5 to 15 years
Furniture and fixtures	2 to 3 years

**Reclamation Liabilities and Asset Retirement Obligations** - Minimum standards for site reclamation and closure have been established for us by various government agencies. Asset retirement obligations are recognized when incurred and recorded as liabilities at fair value. The liability is accreted over time through periodic charges to earnings. In addition, the asset retirement cost is capitalized and amortized over the life of the related asset. Reclamation costs are periodically adjusted to reflect changes in the estimated present value resulting from the passage of time and revisions to the estimates of either the timing or amount of the reclamation and abandonment costs. The Company reviews, on an annual basis, unless otherwise deemed necessary, the asset retirement obligation at each mine site.

**Revenue Recognition** - Revenue is recognized from sales when persuasive evidence of an arrangement exists, the price is determinable, the product has been delivered, the title has been transferred to the customer and collection of the sales price is reasonably assured. Gold revenue is recorded at an agreed upon spot price and gold ounce measurement resulting in revenue and a receivable at the time of sale. Gold revenue is recorded net of refining charges and discounts. Sales of by-products (such as silver) are credited to costs applicable to mining revenue. Real estate revenue is recognized as services are provided to customers.

All accounts receivable amounts are due from a single customer. Substantially all mining revenues recorded in the current period also related to the same customer. As gold can be sold through numerous gold market traders worldwide, the Company is not economically dependent on a limited number of customers for the sale of its product.

**Stock Issued For Goods and Services** - Common and preferred shares issued for goods and services are valued based upon the fair market value of our common stock or the goods and services received, whichever is the most reliably measurable on the date of issue.

**Stock-Based Compensation** - For stock-based transactions, compensation expense is recognized over the requisite service period, which is generally the vesting period, based on the estimated fair value on the grant date of the award.

**Loss per Common Share** - Basic net loss per common share is computed by dividing net loss, less the preferred stock dividends, by the weighted average number of common shares outstanding. Dilutive loss per share includes any additional dilution from common stock equivalents, such as stock options and warrants, and convertible instruments, if the impact is not antidilutive. Since the Company incurred net losses for the periods presented, all equity-linked instruments are considered anti-dilutive.

**Comprehensive Loss** - There were no components of comprehensive loss other than net loss for the years ended December 31, 2015, 2014 and 2013.

**Derivative Liabilities** - Derivatives liabilities are recorded at fair value when issued and the subsequent change in fair value each period is recorded in other income (expense) in the consolidated statements of operations. We do not hold or issue any derivative financial instruments for speculative trading purposes.

*Gold Forward and Call Option Derivatives* - During the year ended December 31, 2013, the Company began to manage its exposure to changes in gold market prices by entering into gold forward and call option derivative contracts whereby it agrees to sell specified amounts of gold at specified prices to its primary customer on a short term-basis. Premiums received at the inception of written gold call options are recorded as liability. Changes in the fair value of these gold forward and call option derivative contracts are included in mining revenue as they relate to future gold sales.

**Income Taxes** - The Company's income tax expense and deferred tax assets and liabilities reflect management's best assessment of estimated future taxes to be paid. Significant judgments and estimates are required in determining the consolidated income tax expense.

Deferred income taxes arise from temporary differences between the tax and financial statement recognition of revenue and expense. In evaluating the Company's ability to recover its deferred tax assets, management considers all available positive and negative evidence, including scheduled reversals of deferred tax liabilities, projected future taxable income, tax planning strategies and recent financial operations. In projecting future taxable income, the Company develops assumptions including the amount of future state and federal pretax operating income, the reversal of temporary differences, and the implementation of feasible and prudent tax planning strategies. These assumptions require significant judgment about the forecasts of future taxable income, and are consistent with the plans and estimates that the Company is using to manage the underlying businesses. The Company provides a valuation allowance for deferred tax assets for which the Company does not consider realization of such deferred tax assets to be more likely than not.

Changes in tax laws and rates could also affect recorded deferred tax assets and liabilities in the future. Management is not aware of any such changes that would have a material effect on the Company's results of operations, cash flows or financial position.

**Use of Estimates** - In preparing financial statements in conformity with generally accepted accounting principles, we are required to make estimates and assumptions that affect the reported amounts of assets and liabilities and the disclosure of contingent assets and liabilities at the date of the financial statements and revenues and expenditures during the reported periods. Actual results could differ materially from those estimates. Estimates may include those pertaining to valuation of inventories and mineralized material on leach pads, the estimated useful lives and valuation of properties, plant and equipment, mineral rights and properties, deferred tax assets, convertible preferred stock, derivative assets and liabilities, reclamation liabilities, stock-based compensation and payments, and contingent liabilities.

**Recently Issued Accounting Pronouncements** – In July 2015, the Financial Accounting Standards Board (“FASB”) issued Accounting Standards Update (“ASU”) 2015-11, “Inventory (Topic 330): Simplifying the Measurement of Inventory”. This ASU provides that an entity that measured inventory by using first-in, first-out or average cost should measure inventory at the lower of cost and net realizable value. Net realizable value is the estimated selling prices of such inventory in the ordinary course of business, less reasonably predictable costs of completion, disposal, and transportation. Subsequent measurement is unchanged for inventory measured using last-in, first-out or the retail inventory method. The update is effective for fiscal years beginning after December 15, 2016, including interim periods within these fiscal years. Early application of this ASU is permitted as of the beginning of an interim or annual reporting period. The Company elected early application of this ASU, which did not have a material impact on the consolidated financial statements.

In August 2014, the FASB issued ASU 2014-15. This ASU requires management to assess an entity’s ability to continue as a going concern by incorporating and expanding upon certain principles that are currently in U.S. auditing standards. Specifically, the ASU (1) provides a definition of the term substantial doubt, (2) requires an evaluation every reporting period including interim periods, (3) provides principles for considering the mitigating effect of management’s plans, (4) requires certain disclosures when substantial doubt is alleviated as a result of consideration of management’s plans, (5) requires an express statement and other disclosures when substantial doubt is not alleviated, and (6) requires an assessment for a period of one year after the date that the financial statements are issued (or available to be issued). This standard is effective for the fiscal years ending after December 15, 2016, and for annual periods and interim periods thereafter. Early application is permitted. The Company is currently evaluating the new guidance to determine the impact it will have on its consolidated financial statements.

In May 2014, the FASB issued ASU 2014-09 that introduces a new five-step revenue recognition model in which an entity should recognize revenue to depict the transfer of promised goods or services to customers in an amount that reflects the consideration to which the entity expects to be entitled in exchange for those goods or services. This ASU also requires disclosures sufficient to enable users to understand the nature, amount, timing, and uncertainty of revenue and cash flows arising from contracts with customers, including qualitative and quantitative disclosures about contracts with customers, significant judgments and changes in judgments, and assets recognized from the costs to obtain or fulfill a contract. This standard is effective for fiscal years beginning after December 15, 2016, including interim periods within that reporting period. The Company is currently evaluating the new guidance to determine the impact it will have on its consolidated financial statements.

In November 2015, the FASB issued ASU 2015-17, Balance Sheet Classification of Deferred Taxes, which eliminates the current requirement to present deferred tax liabilities and assets as current and noncurrent amounts in a classified statement of financial position. Instead, entities will be required to classify all deferred tax assets and liabilities as noncurrent in a statement of financial position. This standard is effective financial statements issued for annual periods beginning after December 15, 2016, and interim periods within those annual periods. Early application is permitted. The Company is evaluating the timing of its adoption of this ASU. The Company elected early application of this ASU, which did not have a material impact on the consolidated financial statements.

**Reclassifications** - Certain reclassifications have been made to the prior period consolidated financial statements to conform to the current period presentation.

The Company reclassified its asset retirement obligation expenses from Mining Claims Cost to Environmental and Reclamation line item in the consolidated statements of operations. As a result of this change, Mining Claims Cost line item was reduced by \$1,357,144 and \$1,138,617 in 2014 and 2013, respectively, and Environmental and Reclamation increased by the aforementioned amounts.

The Company separated its exploration and mine development, mine claims and costs and environmental and reclamation line items from its previously reported reclamation and exploration costs line item in the consolidated statements of operations. Reclamation and exploration costs previously recorded in 2013 were \$8,504,992. We believe this change in presentation provides increased transparency and improved comparability of our cost classifications.

The amounts for consultants and professional fees in prior periods have been reclassified to conform to the current period presentation wherein these amounts are recorded within the general and administrative line item. In prior periods, all consultants and professional fees were recorded within a separate consultants and professional fees line item.

These reclassifications had no effect on previously reported total assets, cash flows, net loss, or per share amounts.

### 3. Inventories, Stockpiles and Mineralized Materials on Leach Pads

Inventories, stockpiles and mineralized materials on leach pads at December 31, 2015 and 2014 consisted of the following:

	2015	2014
In-process	\$ 249,130	\$ 428,235
Finished goods	201,821	—
Total inventories	<u>\$ 450,951</u>	<u>\$ 428,235</u>
Stockpiles	\$ —	\$ 326,126
Mineralized material on leach pads	1,322,211	1,416,927
Total stockpiles and mineralized material on leach pads	<u>\$ 1,322,211</u>	<u>\$ 1,743,053</u>

At December 31, 2015, the Company's estimate of recoverable gold ounces in stockpiles and on the leach pad increased from previously estimated 81% to 85%. This change increased our recoverable gold ounces in mineralized material placed on leach pad during the fiscal year 2015, by approximately 1,339 and, as a result, inventories and stockpiles and mineralized material on leach pad increased and costs applicable to mining revenue decreased by approximately \$1.3 million.

### 4. Derivative Financial Instruments

Derivative financial instruments at December 31, 2015 and 2014 consisted of the following:

Derivative Type	2015	2014
Derivative liabilities		
Gold call options	\$ —	\$ 32,698
Gold forwards	—	600
Total derivative liabilities	<u>\$ —</u>	<u>\$ 33,298</u>

**Gold Call Option, Forward, and Put Derivatives** - During the year ended December 31, 2015, the Company entered into separate gold forward, call and put option derivative contracts related to future gold sales with its primary customer. Premiums received at the inception of written gold call and put options are recorded as a liability. The Company had no outstanding gold call, forward or put derivative contracts at December 31, 2015. During the year ended December 31, 2015, the Company recognized a gain of \$600 on the change in fair value of the gold forward derivatives and a gain of \$32,698 on the change in fair value of the call options derivatives. The recognized gains were included as a component of mining revenues as the contracts related to gold sales.

During the year ended December 31, 2014, the Company entered into separate gold forward and call option derivative contracts related to future gold sales with its primary customer. Premiums received at the inception of written gold call options are recorded as a liability and totaled \$33,298 at December 31, 2014. During the year ended December 31, 2014, the Company recognized a loss of \$600, on the change in fair value of the gold forward derivatives. During the year ended December 31, 2014, the Company recognized a loss of \$32,698 on the change in fair value of the call option derivatives. The recognized losses were included as a component of mining revenues as the contracts relate to gold sales. The gold forward and call option derivative contracts outstanding at December 31, 2014 covered a total of 4,100 gold ounces with an average price of \$1,270 per ounce, and were expected to settle or expire within three months.

**Contingent Debt Obligation Payment Derivative** - On February 11, 2014, the Company agreed to pay certain debt issuance costs in connection with the Revolving Credit Facility transaction (see Note 11) via the issuance of 137,105 shares of common stock with an estimated grant date fair value of \$0.3 million. With respect to 63,505 of such shares issued to Auramet, the Company agreed to make an additional payment to Auramet equal to the difference between \$0.1 million and sales proceeds received from the sale of such shares of common stock. The liability associated with the terms of this agreement was \$0.04 million and was settled during the year ended December 31, 2014. During the year ended December 31, 2014, the Company recognized a loss of \$0.05 million, on the change in the fair value of this obligation, which is included as a component of change in fair value of derivatives in the consolidated statement of operations.

On December 10, 2014, the Company and The Golden Goose Mine (“Golden Goose”) amended the agreement whereby the Company would pay the original \$2.0 million note in cash by paying \$500,000 on January 1, 2015, with monthly payments of \$125,000 to be made until the remaining balance is paid in full on January 1, 2016. Upon receipt of the final payment, Golden Goose agreed to return any shares unsold (with the note balance being reduced by the proceeds of any shares sold by Golden Goose). The amendment is a forward purchase contract that is required to be physically settled by delivering cash in exchange for a fixed number of shares. The forward contract is an effective repurchase of shares and the \$0.8 million value of the common stock on the date of the amendment was recorded as a reduction in additional paid in capital in the consolidated statements of changes in stockholders’ equity with an increase to long-term debt obligations. Prior to the amendment, the related contingent debt obligation derivative was valued at \$1.2 million and upon amendment was settled with the issuance of the long-term debt obligation.

## 5. Prepaid Expenses and Other Current Assets

Prepaid expenses at December 31, 2015 and 2014 consisted of the following:

	2015	2014
Land and property deposits	\$ 1,169,285	\$ 218,000
Lease obligation deposit	231,000	—
Other	787,768	615,360
Total prepaid expenses and other current assets	<u>\$ 2,188,053</u>	<u>\$ 833,360</u>

## 6. Mineral Rights and Properties, Net

Mineral rights and properties at December 31, 2015 and 2014 consisted of the following:

	2015	2014
Dayton resource area	\$ 2,932,226	\$ 2,932,226
Lucerne resource area	1,998,896	1,998,896
Occidental area	1,002,172	1,002,172
Spring Valley area	810,000	810,000
Oest area	260,707	260,707
Northern extension	157,205	157,205
Northern targets	121,170	121,170
Other mineral properties	317,404	317,404
Water rights	90,000	90,000
Accumulated depletion	(484,699)	(371,605)
Total mineral rights and properties	<u>\$ 7,205,081</u>	<u>\$ 7,318,175</u>

Mineral rights and properties balances as of December 31, 2015 and 2014 are presented based on the Company’s identified mineral resource areas and exploration targets. During the years ended December 31, 2015, 2014 and 2013, the Company recognized depletion expense of approximately \$0.1 million, \$0.2 million and \$0.1 million, respectively.

## 7. Properties, Plant and Equipment, Net

Properties, plant and equipment at December 31, 2015 and 2014 consisted of the following:

	2015	2014
Land and building	\$ 11,652,436	\$ 6,307,771
Vehicle and equipment	10,531,451	11,496,105
Processing and laboratory	21,049,497	19,274,195
Furniture and fixtures	901,425	901,425
	44,134,809	37,979,496
Less accumulated depreciation	(17,537,950)	(11,772,434)
Total properties, plant and equipment	<u>\$ 26,596,859</u>	<u>\$ 26,207,062</u>

Property, plant and equipment capitalized under capital lease obligations as of December 31, 2015 included mining vehicles and equipment with a gross book value of \$3.0 million and an accumulated depreciation value of nearly \$1.7 million. As of December 31, 2014, property, plant, and equipment capitalized under capital lease obligations including mining vehicles and equipment had a gross book value of \$3.8 million and an accumulated depreciation value of \$1.3 million.

During the years ended December 31, 2015, 2014 and 2013, the Company recognized depreciation expense of \$6.4 million; \$5.7 million; and \$3.8 million, respectively.

## 8. Reclamation Bond Deposit

The Nevada Revised Statutes and Regulations require a surety bond to be posted for mining projects so that after completion of the work on such mining projects the sites are left safe, stable and capable of being productive post-mining use. The bond is intended to cover the estimated costs required to safely reclaim the natural environment to the regulatory standards established by the State of Nevada's Division of Environmental Protection. Accordingly, the Company has a \$7.1 million reclamation surety bond through the Lexon Surety Group ("Lexon") with the State of Nevada's Bureau of Mining Regulation and Reclamation as of December 31, 2015. In addition, the Company has a \$4.5 million reclamation surety bond through Lexon, which includes a \$3.0 million surety bond with Storey County related to the move of State Route 342 and a \$1.5 million surety bond with Storey County related to reclamation as of December 31, 2015. As part of the surety agreement, the Company agreed to pay a 2.0% annual bonding fee. The total cash collateral, per the surety agreement, was \$2.5 million at December 31, 2015 and 2014. The total cash collateral is a component of the reclamation bond deposit in the consolidated balance sheets.

The reclamation bond deposit at December 31, 2015 and 2014 consisted of the following:

	2015	2014
Lexon surety bond cash collateral	\$ 2,500,000	\$ 2,500,000
Other cash reclamation bond deposits	142,804	142,804
Total reclamation bond deposit	<u>\$ 2,642,804</u>	<u>\$ 2,642,804</u>

## 9. Long-term Reclamation Liability and Retirement Obligation Asset

The Company is required to mitigate long-term environmental impacts by stabilizing, contouring, re-sloping, and re-vegetating various portions of our site after mining and mineral processing operations are completed. These reclamation efforts are conducted in accordance with plans reviewed and approved by the appropriate regulatory agencies.

We have accrued a long-term liability of \$6.8 million and \$5.9 million as of December 31, 2015 and 2014, respectively, for our obligation to reclaim our mine facility based on our most recent reclamation plan, as revised, submitted and approved by the Nevada State Environmental Commission and Division of Environmental Protection. In conjunction with recording the reclamation liability, we recorded a retirement obligation asset that is being amortized over the period of the anticipated land disturbance. Such costs are based on management's current estimate of then expected amounts for the remediation work, assuming the work is performed in accordance with current laws and regulations. It is reasonably possible that, due to uncertainties associated with the application of laws and regulations by regulatory authorities and changes in reclamation or remediation technology, the ultimate cost of reclamation and remediation could change in the future. We periodically review the accrued reclamation liability for information indicating that our assumptions should change. The accretion of the reclamation liability and the amortization of the retirement obligation asset for the years ended December 31, 2015, 2014 and 2013 totaled \$1.4 million, \$1.4 million, \$1.1 million, respectively, and were a component of reclamation and exploration expenses in the consolidated statements of operations.

Following is a reconciliation of the aggregate retirement liability associated with our reclamation plan for the mining projects for the years ended December 31, 2015, 2014 and 2013:

	2015	2014	2013
Long-term reclamation liability — beginning of period	\$ 5,908,700	\$ 5,424,410	\$ 4,597,156
Additional obligations incurred	659,295	140,573	531,770
Accretion of reclamation liability	259,573	343,717	295,484
Long-term reclamation liability — end of period	<u>\$ 6,827,568</u>	<u>\$ 5,908,700</u>	<u>\$ 5,424,410</u>

Following is a reconciliation of the aggregate retirement obligation asset associated with our mining projects for the years ended December 31, 2015, 2014 and 2013:

	2015	2014	2013
Retirement obligation asset — beginning of period	\$ 1,619,101	\$ 2,491,956	\$ 2,803,318
Additional obligations incurred	659,295	140,573	531,770
Amortization of retirement obligation asset	(1,171,276)	(1,013,428)	(843,132)
Retirement obligation asset — end of period	<u>\$ 1,107,120</u>	<u>\$ 1,619,101</u>	<u>\$ 2,491,956</u>

The increases in the reclamation liability and retirement obligation asset in 2015, 2014, and 2013 were related to County bonding and the expansion of the heap leach facility and related infrastructure.

## 10. Accrued Expenses

Accrued expenses at December 31, 2015 and 2014 consisted of the following:

	2015	2014
Tax indemnification accrual (Note 18)	\$ —	\$ 3,167,756
Accrued reclamation bonding obligations	—	100,000
Accrued vendor liabilities	633,282	350,703
Accrued Board of Directors fees	251,000	76,000
Accrued payroll	174,640	303,229
Accrued production royalties	120,332	94,539
Accrued personal property tax	115,907	122,714
Other accrued expenses	344,365	193,627
Total accrued expenses	<u>\$ 1,639,526</u>	<u>\$ 4,408,568</u>



## 11. Long-Term Debt and Capital Lease Obligations

Long-term debt and capital lease obligations at December 31, 2015 and 2014 consisted of the following:

Note Description	2015	2014
\$5,000,000 Note Payable (Auramet Facility) - Principal payable in semi-monthly installments of \$200,000 with the final payment due on April 30, 2016. Interest at 9.5% paid in advance.	\$ 1,600,000	\$ —
\$5,000,000 Note Payable (Auramet Facility) - Principal payable in semi-monthly installments of 310 ounces of gold with the final payment due on or before July 31, 2013. Secured by a security interest in all personal property and certain real estate owned by the Company. At December 31, 2012, the note payable included imputed interest of \$546,890.	—	1,071,427
\$1,800,000 Note Payable (Daney) - The Company is permitted to settle the note payable in shares of common stock to be issued in January 2016. Shares issued will be sold by the noteholder in satisfaction of the outstanding principal amount.	1,139,834	—
\$9,149,943 Notes Payable (Caterpillar Equipment) - Various notes payable with interest rates between 1.13% and 5.85% payable in monthly installments due on or before August 6, 2018. Secured by certain equipment of the Company.	2,679,723	3,968,019
\$1,000,000 Notes Payable (V&T) - Principal is payable in quarterly installments of \$250,000 with a final payment due on July 1, 2016. Secured by first deed of trust on the land.	750,000	—
\$2,000,000 Note Payable (Dayton Property "Golden Goose", as amended) - Remaining payments of \$50,000 per month from March 2016 through December 2016. Secured by first deed of trust on the land.	489,212	1,953,784
\$725,000 Note Payable (Donovan Property) - Principal and interest at 6% payable in monthly installments of \$10,075 with final payment due on or before July 31, 2019. Secured by deeds of trust on land and unpatented claims.	414,389	574,141
\$340,000 Note Payable (Gold Hill Hotel) - Principal and interest at 4.5% payable in monthly installments of \$2,601 with the final payment due on or before April 30, 2026. Secured by first deed of trust on rental property.	259,173	278,254
\$300,000 Note Payable (White House) - Principal and interest at 4.5% payable in monthly installments of \$1,520 with the final payment due on or before April 1, 2017. Secured by first deed of trust on the land.	281,139	286,595
\$240,000 Note Payable (Railroad & Gold Property) - Principal and interest at 4.5% payable in monthly installments of \$1,835 with the final payment due on or before April 1, 2017. Secured by first deed of trust on the land.	110,725	208,274
Notes Payable – Other – Various other notes payable with interest rates between 4.5% and 8% payable in monthly installments due on or before September 1, 2019. Secured by first deed of trust on various property owned by the Company.	259,419	341,192
\$5,000,000 Varilease Lease - Principal and interest and taxes at 9% payable in monthly installments of \$247,830 due on or before April 1, 2017. Secured by certain equipment.	3,556,479	—
\$175,015 Kimball Capital Lease - Principal and interest at 5.75% payable in monthly installments of \$7,737 due on or before February 10, 2017.	104,522	—
\$3,824,297 Caterpillar Equipment Capital Lease - Principal and interest at 4.45% payable in monthly installments of \$54,775 due on or before October 17, 2017. Secured by certain equipment under capital lease.	1,652,934	2,916,797
Subtotal	13,297,549	11,598,483
Less current portion	(8,538,336)	(5,897,219)
Long-term debt and capital lease obligations	\$ 4,759,213	\$ 5,701,264

### Debt Obligations

### *Auramet Facility*

On March 6, 2015, the Company entered into an amended and restated \$10 million revolving credit facility (the “Revolving Credit Facility”) with Auramet, pursuant to which the Company may borrow up to \$10 million, subject to satisfying certain conditions and obtaining certain consents. The Revolving Credit Facility expires on February 6, 2017. On March 6, 2015, the Company drew \$5 million (the “Note”), representing cash proceeds of approximately \$4.4 million, net of prepaid interest and fees of approximately \$0.6 million recognized as a component of prepaid expenses and other current assets in the consolidated balance sheets and amortized over the life of the payment terms using the effective interest rate method. The Note will be repaid through 25 semi-monthly cash payments of \$200,000 beginning April 30, 2015, and ending April 30, 2016, with total principal and interest obligations not exceeding \$5 million. Interest is payable at 9.5% per annum, and was paid in advance on the closing date of the Note. On December 28, 2015, the Company and Auramet agreed to increase the facility up to \$10.0 million and extend the facility from the current maturity of February 6, 2017 to April 28, 2018. The indebtedness under the Revolving Credit Facility is secured by a security interest in certain real estate owned by the Company within the Company’s starter mine and a first priority security interest in all personal property of the Company and its wholly-owned subsidiary Comstock Mining LLC, subject to any existing or future Permitted Liens (as defined under the Revolving Credit Facility). The proceeds from the Note were primarily used for an accelerated construction schedule for rerouting State Route 342, located in the Company’s Lucerne Resource Area, the first phase of which was completed in early June 2015, and the second phase was completed in November 2015. The Note contains a covenant that requires the Company to maintain a minimum liquidity balance of \$1 million (including cash and cash equivalents, plus 90% of the value of any doré that has been picked up by a secured carrier but not yet paid for, as of any date of determination). The Note additionally contains customary representations, warranties, affirmative covenants, negative covenants, and events of default, as well as conditions to borrowings. The Company and Auramet agreed to re-advance under the Revolving Credit Facility evidenced by the Note and extend up to \$10 million of availability thereunder for the period to April 28, 2018.

### *Daney Ranch*

On August 31, 2015, the Company entered into a note in the amount of \$1.8 million for the purchase of land and buildings. The note does not bear interest and is due in full on January 31, 2016. Upon entering into the note, the Company issued 1,538,462 shares of common stock to the note holder as partial payment on the note. The final balance due on this note will be the amount remaining after the 1,538,462 shares of common stock are sold by the note holder and the proceeds from the sale of stocks are applied to the unpaid balance. On October 1, 2015, The Company amended the existing \$1.8 million note agreement related to the Daney Ranch property. Under the terms of the original agreement, the final payment was to be made in cash. The October 1, 2015 amendment permits the Company to settle the note payable in shares of common stock, which will then be sold by note holder in satisfaction of the outstanding principal amount. As of December 31, 2015, 449,303 shares have been sold at a value of \$0.2 million, resulting in \$1.6 million remaining on the note and 1,089,159 shares remaining to be sold. As of December 31, 2015, the net amount due on the note after consideration of the shares of common stock issued is \$1.1 million.

### *V&T Management*

On July 31, 2015, the Company entered into a note with V&T Management, LLC in the amount of \$1 million for the purchase of approximately 212 acres of land. The note does not bear interest and payments are due quarterly each in the amount of \$250,000 with the first payment due on October 1, 2015 and the last payment due on July 1, 2016.

### *Lease Obligations*

On March 10, 2015, the Company entered into a new capital lease agreement totaling \$175,015 with Kimball Equipment for the purchase of mining equipment.

On May 12, 2015, the Company entered into a master lease agreement with Varilease Finance Inc. in which the Company obtained capital financing under a sale-leaseback transaction in the amount of \$5 million. Due to certain types of continuing involvement, the Company was precluded from applying sale leaseback accounting and has accounted for the transaction under the financing method. The Company’s obligations under the Varilease agreement are secured by an interest in the Company’s mining equipment in exchange for 24 monthly payments. Current payments are \$247,830 per month. The monthly payments since lease start will total the cash proceeds of \$5 million and applicable interest and taxes.

Future maturities of long-term debt and capital leases obligations are as follows:

Years Ending December 31:	
2016	\$ 8,538,336
2017	3,710,816
2018	758,613
2019	116,111
2020	23,885
Thereafter	149,788
	<u>\$ 13,297,549</u>

### ***Capital Lease Obligations***

During the year ended December 31, 2015, the Company reduced the net outstanding balance due on the capital lease obligation with Caterpillar Financial Services Corporation and Kimball Equipment by \$1.3 million by payments of principal, selling of equipment and modification to agreements.

The annual maturities of capital lease obligations, including interest, are as follows:

Years Ending December 31:	Amount
2016	\$ 804,919
2017	1,046,051
2018	—
Total	<u>1,850,970</u>
Less: interest	(93,511)
Net capital lease obligations	<u>1,757,459</u>
Less: current portion	(736,790)
Long-term portion of capital lease obligations	<u>\$ 1,020,669</u>

## **12. Stockholders' Equity**

### **Conversion of Convertible Preferred Stock to Common Stock**

On August 26, 2015, the Company received written authorization from a majority of the holders of the Company's outstanding Series A-1 Convertible Preferred Stock, Series A-2 Convertible Preferred Stock and Series B Convertible Preferred Stock (collectively, the "Preferred Stock") to amend the certificates of designation of rights, preferences and limitations of the Preferred Stock (the "Charters"), and for the conversion of all such convertible preferred stock to common stock.

The amendments to the Charters resulted in the automatic conversion of the Preferred Stock into shares of Common Stock at the conversion price of each series of Preferred Stock. As a result of the conversion, the Company issued approximately 53.6 million shares of common stock. Further, as a result of the approval of the amendments to the Charters, the Company declared and paid each Preferred Stock holder a one-time dividend of 127 common shares per share of Preferred Stock. Approximately 6,172,020 shares of common stock were issued for this one-time dividend. The fair value of the common stock for special dividend was \$3.3 million. The Certificates of Amendment to the Charters were filed with the Secretary of State of the State of Nevada on August 27, 2015.

### **Common Stock**

In October 2015, the Company raised \$6.0 million in gross proceeds (approximately \$5.9 million net of issuance cost) through an underwritten public offering of 10,169,492 shares of common stock at a price per share of \$0.59 under the Company's Registration Statement on Form S-3.

During the year ended December 31, 2015, 2014 and 2013, the Company declared and issued 5,670,065, 2,254,599 and 2,167,398 shares of common stock with a fair value of \$3.9 million, \$3.9 million and \$4.2 million as dividends on outstanding shares of convertible preferred stock, respectively.

During the years ended December 31, 2015 and 2014, 60,000 and 1,777,000 shares of vested restricted stock were issued, respectively, under the 2011 Equity Incentive Plan.

During the year ended December 31, 2015, preferred shareholders converted 24,362 shares of Series A-1 and 1,610 shares of Series A-2 convertible preferred stock into 37,422,416 and 2,473,597 shares of common stock, respectively. The preferred shares conversions during year ended December 31, 2015, resulted from the automatic conversion of the Preferred Stock into shares of Common Stock. There were no Series A-1 or Series A-2 conversions during year ended December 31, 2014.

During the year ended December 31, 2015 and 2014, preferred shareholders converted 22,676 and 1,517 shares of Series B convertible preferred stock into 13,743,209 and 919,381 shares of common stock, respectively. The preferred shares conversions during year ended December 31, 2015, were primarily related to the automatic conversion of the Preferred Stock into shares of Common Stock.

During the year ended December 31, 2015, the Company amended an agreement entered into in 2013 with V&T Management LLC, to purchase approximately 212 acres of land. The original agreement included a cash payment of \$1.5 million and 650,000 in Company restricted common stock. The new terms of the amended agreement revoke the portion of the purchase price paid in shares and require the remaining balance to be paid in cash. As a result of the amendment, 650,000 restricted shares of common stock were returned to the Company and the shares canceled.

During the year ended December 31, 2015, the Company terminated a prior year agreement to purchase a building near its current mine offices. The original agreement included a cash payment of \$34,000 and \$388,000 in Company restricted common stock. The Company did not close escrow on the property and no transfer of deed had occurred under the agreement. Accordingly, the related property and equity issued were not given accounting consideration in the Company's consolidated financial statements. As a result of the termination, 235,151 restricted shares of common stock were returned to the Company and the shares canceled.

During the year ended December 31, 2015, the Company closed escrow on the purchases of land and property. The purchases included the issuance of 1,726,312 shares of common stock with a fair value of \$1,024,790.

As of December 31, 2015, the Company has entered into purchase agreements for three properties and has issued 1,203,645 restricted common shares. No accounting consideration has been given to these shares and the related properties as of December 31, 2015, as escrow has not closed and titles to the properties have not transferred to the Company as of December 31, 2015.

### 13. Fair Value Measurements

#### Assets and Liabilities Measured at Fair Value on a Recurring Basis

The following table presents our liabilities at December 31, 2015, which are measured at fair value on a recurring basis:

		Fair Value Measurements at December 31, 2015		
	Total	Quoted Prices in Active Markets (Level 1)	Significant Other Observable Inputs (Level 2)	Significant Unobservable Inputs (Level 3)
<b>Liabilities:</b>				
Note payable (Daney Ranch Property)	\$ 1,139,834	\$ —	\$ 1,139,834	\$ —
<b>Total Liabilities</b>	<b>\$ 1,139,834</b>	<b>\$ —</b>	<b>\$ 1,139,834</b>	<b>\$ —</b>

The following table presents our liabilities at December 31, 2014, which are measured at fair value on a recurring basis:

		Fair Value Measurements at December 31, 2014		
	Total	Quoted Prices in Active Markets (Level 1)	Significant Other Observable Inputs (Level 2)	Significant Unobservable Inputs (Level 3)
<b>Liabilities:</b>				
Gold call options	\$ 32,698	\$ —	\$ 32,698	\$ —
Gold forwards	600	—	600	—
<b>Total Liabilities</b>	<b>\$ 33,298</b>	<b>\$ —</b>	<b>\$ 33,298</b>	<b>\$ —</b>

During the years ended December 31, 2015 and 2014, there were no transfers of assets and liabilities between Level 1, Level 2, or Level 3.

Following is a description of the valuation methodologies used for the Company's financial instruments measured at fair value on a recurring basis as well as the general classification of such instruments pursuant to the valuation hierarchy.

**Gold call option, forward, and gold collar derivatives** - The Company's gold forward and call options are valued based on a Black-Scholes model with various observable inputs. These inputs include contractual terms, gold market prices, volatility of gold prices, and risk free interest rates. These derivatives are classified within Level 2 of the valuation hierarchy.

**Notes payable (Daney Ranch Property)** - The note payable is valued as the difference between the \$1.6 million face amount as of December 31, 2015, reduced by the proceeds to be received by the noteholder from the sale of the remaining 1,089,159 shares of common stock to be sold through January 31, 2016 by the noteholder. The Company has estimated the proceeds to be received up on the sale of the common stock by the noteholder using the Black-Scholes model with various observable inputs. These inputs included contractual terms, stock price, volatility, dividend yield, and risk free interest rates. Because the inputs are all observable market-based inputs, this instrument is classified within Level 2 of the valuation hierarchy.

The carrying amount of cash and cash equivalents and trade payables approximates fair value because of the short-term maturity of these financial instruments. At December 31, 2015, and December 31, 2014, the fair value of long-term debt and capital lease obligations approximated \$11.9 million and \$10.7 million, respectively, as determined by borrowing rates estimated to be available to the Company for debt with similar terms and conditions. The fair value of assets and liabilities whose carrying value approximates fair value is determined using Level 2 inputs, with the exception of cash and cash equivalents (Level 1).

#### 14. Segment Reporting

Our management organizes the Company into two operating segments, mining and real estate. Our mining segment consists of all activities and expenditures associated with mining. Our real estate segment consists of land, real estate rental properties and a hotel, restaurant & bar provided by the Gold Hill Hotel. We evaluate the performance of our operating segments based on operating income (loss). All intercompany transactions have been eliminated, and intersegment revenues are not significant. Financial information relating to our reportable operating segments and reconciliation to the consolidated totals is as follows:

	Year Ended December 31,		
	2015	2014	2013
<b>Revenues</b>			
Mining	\$ 18,245,633	\$ 24,736,929	\$ 24,103,013
Real estate	247,217	846,432	723,574
Total revenues	18,492,850	25,583,361	24,826,587
<b>Cost and Expenses</b>			
Mining	\$ (30,575,729)	\$ (33,015,095)	\$ (44,642,164)
Real estate	(342,634)	(1,260,972)	(1,117,225)
Total cost and expenses	(30,918,363)	(34,276,067)	(45,759,389)
<b>Operating Loss</b>			
Mining	\$ (12,330,096)	\$ (8,278,166)	\$ (20,539,151)
Real estate	(95,417)	(414,540)	(393,651)
Total loss from operations	(12,425,513)	(8,692,706)	(20,932,802)
Other expense, net	1,971,086	(946,067)	(414,218)
Net loss	<u>\$ (10,454,427)</u>	<u>\$ (9,638,773)</u>	<u>\$ (21,347,020)</u>
<b>Capital Expenditures</b>			
Mining	\$ 7,478,782	\$ 6,475,782	\$ 11,223,865
Real estate	14,663	411,750	45,275
Total capital expenditures	<u>\$ 7,493,445</u>	<u>\$ 6,887,532</u>	<u>\$ 11,269,140</u>
<b>Depreciation, Amortization and Depletion</b>			
Mining	\$ 7,607,677	\$ 6,744,008	\$ 4,687,674
Real estate	119,756	132,314	133,901
Total depreciation, amortization and depletion	<u>\$ 7,727,433</u>	<u>\$ 6,876,322</u>	<u>\$ 4,821,575</u>
<b>As of December 31,</b>			
	2015	2014	2013
<b>Assets</b>			
Mining	\$ 41,886,124	\$ 45,029,258	\$ 42,841,452
Real estate	1,326,767	1,426,614	1,158,544
	<u>\$ 43,212,891</u>	<u>\$ 46,455,872</u>	<u>\$ 43,999,996</u>

On March 20, 2015, the Company entered into an agreement to lease the Gold Hill Hotel to independent operators. The Company retains ownership to the land and Gold Hill Hotel properties while leasing the facilities to independent operators. The initial term of the lease agreement went effective on April 1, 2015, and ends in March 2020. The tenant may renew the lease for two extended terms of five years each. Lease payments are due in monthly installments.

For the years ended December 31, 2015 and 2014, substantially all of the mining revenues were attributable to one customer.

## 15. Net Loss Per Common Share

Basic earnings per share is computed by dividing net loss available to common shareholders by the weighted average number of shares of common stock outstanding during the period. Diluted loss per share reflects the potential dilution that could occur if stock options, warrants, and convertible securities to issue common stock were exercised or converted into common stock. The following is a reconciliation of the numerator and denominator used in the basic and diluted computation of net loss per share:

	Year Ended December 31,		
	2015	2014	2013
<b>Numerator:</b>			
Net loss	\$ (10,454,427)	\$ (9,638,773)	\$ (21,347,020)
Preferred stock dividends	(5,452,445)	(3,672,785)	(4,016,705)
Loss available to common shareholders	<u>\$ (15,906,872)</u>	<u>\$ (13,311,558)</u>	<u>\$ (25,363,725)</u>
<b>Denominator:</b>			
Basic weighted average shares outstanding	\$ 110,072,486	\$ 78,586,266	\$ 60,580,742
Effect of dilutive securities	—	—	—
Diluted weighted average shares outstanding	<u>\$ 110,072,486</u>	<u>\$ 78,586,266</u>	<u>\$ 60,580,742</u>
<b>Net loss per common share:</b>			
Basic	<u>\$ (0.14)</u>	<u>\$ (0.17)</u>	<u>\$ (0.42)</u>
Diluted	<u>\$ (0.14)</u>	<u>\$ (0.17)</u>	<u>\$ (0.42)</u>

The following table includes the number of common stock equivalent shares that are not included in the computation of diluted loss per share, because the Company has a net loss and the inclusion of such shares would be antidilutive.

	Shares		
	2015	2014	2013
Stock options	50,000	50,000	50,000
Convertible preferred stock	—	53,639,158	54,558,567
Warrants	—	312,500	733,500
Restricted stock	1,662,000	1,796,600	3,627,600
	<u>1,712,000</u>	<u>55,798,258</u>	<u>58,969,667</u>

## 16. Stock-Based Compensation

### *2011 Equity Incentive Plan*

In 2011, the Company adopted the Comstock Mining Inc. 2011 Equity Incentive Plan (the “2011 Plan”). The maximum number of shares of the Company’s common stock that may be delivered pursuant to awards granted under the 2011 Plan is 6,000,000 shares of common stock. The plan provides for the grant of various types of awards, including but not limited to restricted stock (including performance awards), restricted stock units, stock options, and other types of stock-based awards.

### Performance-based Restricted Stock

On May 31, 2012, September 15, 2012, September 19, 2013, and February 23, 2015 the Board of Directors granted 755,000 shares, 525,000, 659,500, and 60,000 shares respectively, of restricted stock (performance awards) to certain employees under the 2011 Equity Incentive Plan. These awards vest primarily based on specific performance conditions including the validation of both resources (at least measured and indicated and / or proven and probable reserves) at levels of 1,000,000, 1,500,000, 2,000,000, and 3,250,000 of gold equivalent ounces by an independent third party, completing the first pour from the mining operations, and achieving certain annual mining production rates at levels of 15,000, 17,500, and 20,000 of gold equivalent ounces for a period of at least 90 days. Certain of these awards will vest at the latter of the achievement of the aforementioned performance conditions or certain service period requirements, but only if the performance conditions have been met.

The restricted stock fair value was \$2.02, \$2.98, \$1.95 and \$0.74 per share, respectively, at the grant dates (with a total grant date fair value of \$1.5 million, \$1.6 million, \$1.3 million and \$44,400, respectively). The fair value was determined based on the fair value of the underlying common stock at the grant dates. The unvested restricted stock awards expire five years after the grant date.

Information related to non-vested restricted stock issued under the 2011 Plan is as follows:

	Number of Shares	Weighted Average Grant Date Fair Value
<b>Balances at January 1, 2015</b>	1,796,600	\$ 1.95
Grants	60,000	0.74
Vested	(60,000)	0.74
Forfeitures	(134,600)	2.36
<b>Balances at December 31, 2015</b>	<u>1,662,000</u>	<u>\$ 1.92</u>

We recognize compensation expense related to these restricted stock grants over the performance period based on a periodic assessment of the probability that the performance criteria will be achieved. At December 31, 2015, the Company has estimated that certain of these performance conditions are probable of being achieved and has therefore recognized compensation expense related to these restricted shares. Additionally, the Company has estimated that certain of these performance conditions are not probable of being achieved and therefore no expense related to those conditions has been recognized.

We recorded stock-based compensation (including restricted stock grants and other common stock grants) as follows:

	Year Ended December 31,		
	2015	2014	2013
Costs applicable to mining revenue	\$ —	\$ —	\$ (155,964)
Reclamation and exploration expenses	—	—	45,705
General and administrative	44,400	169,479	1,028,347
Real estate operating costs	—	—	25,058
<b>Total</b>	<u>\$ 44,400</u>	<u>\$ 169,479</u>	<u>\$ 943,146</u>

At December 31, 2015, there was no unrecognized compensation expense related to non-vested restricted stock award shares.

### Options

Prior to the 2011 Plan, the Company had previously issued options under prior programs. At December 31, 2015, the Company had 50,000 outstanding and fully vested employee and director options to acquire shares of common stock. The options outstanding at December 31, 2015 have a weighted average remaining contractual life of 2.75 years and a weighted average exercise price of \$4.00 per share. During 2015, there were no options granted, exercised, or forfeited.

There was no compensation expense recognized for the remaining outstanding options during the years ended December 31, 2015, 2014, and 2013.



## 17. Income Taxes

The provision (benefit) for income taxes from continued operations for the years ended December 31, 2015, 2014 and 2013 consist of the following:

	2015	2014	2013
Current:			
Federal	\$ —	\$ —	\$ —
Deferred:			
Federal	—	—	—
Income taxes provision	\$ —	\$ —	\$ —
Federal statutory rate	(34.0)%	(34.0)%	(34.0)%
Change in valuation allowance	33.8 %	32.0 %	32.0 %
Other	0.2 %	2.0 %	2.0 %
	— %	— %	— %

Deferred income taxes at December 31, 2015 and 2014 consisted of the following:

	December 31, 2015	December 31, 2014
Asset retirement obligation	\$ 1,944,953	\$ 1,458,464
Mineral rights and properties, plant, and equipment	(5,853)	(747,474)
Mining exploration, development, claims, and permit costs	10,616,416	8,404,645
Derivatives - change in fair value	—	(39,722)
Net operating loss carryforward	50,333,692	49,441,098
Transaction costs	—	1,077,037
Other	435,598	198,039
Valuation allowance	(63,324,806)	(59,792,087)
Total net deferred tax assets	\$ —	\$ —

At December 31, 2015, the Company had federal net operating losses of approximately \$148.0 million which will begin to expire in 2023 and could be subject to certain limitations under section 382 of the Internal Revenue Code.

The Company has provided a valuation allowance at December 31, 2015 and 2014 of \$63.3 million and \$59.8 million for its net deferred tax assets as it cannot conclude it is more likely than not that they will be realized. The valuation allowance increased by \$3.5 million, \$3.1 million, and \$7.1 million in 2015, 2014, and 2013, respectively.

As of December 31, 2015 and 2014, the Company did not have any unrecognized tax benefits. The Company's policy is to recognize interest and penalties related to income tax matters in income tax expense. The Company currently has no federal or state tax examinations in progress nor has it had any federal or state tax examinations since its inception. The Company is subject to U.S. federal and state income tax examination for tax years 2012 and forward.

## 18. Related Party Transactions

### *Northern Comstock LLC*

The Company has an operating agreement with Northern Comstock LLC, an entity controlled by a related party. As part of the operating agreement, the Company obtained the exclusive rights of production and exploration on certain parcels in Storey County, Nevada. The terms of this agreement were amended on August 27, 2015, and September 28, 2015 (the "Amendments"), with the other members of its Northern Comstock LLC joint venture. The Amendments resulted in reduced capital contribution obligations of the Company from \$31.05 million down to \$9.75 million. The terms of the Amendments provide that the Company will make monthly cash capital contributions of \$30,000 and annual capital contributions in the amount of \$482,500 payable in stock or cash, at the Company's option, unless the Company has cash or cash equivalents in excess of \$10,500,000 on the date of such payments, wherein the Company would then be required to pay in cash. to be made in the form of cash, or in certain circumstances, the Company's common stock. The number of shares to be delivered is calculated by dividing the amount of the capital contribution by the volume-weighted average closing price of the Company's common stock on its primary trading market for the previous 20 consecutive trading days prior to such capital contribution. The Operating Agreement also provides for a one-time acceleration of \$812,500 of the capital contributions payable when the Company receives net cash proceeds from sources other than operations that exceed \$6,250,000. The agreement also includes an ongoing acceleration of the Company's capital contribution obligations equal to 3% of the net smelter returns generated by the properties subject to the Northern Comstock LLC joint venture. The Operating Agreement also provides that if the Company defaults in its obligation to make the scheduled capital contributions, then the remaining capital contribution obligations may be converted into the principal amount of a 6% per annum promissory note payable by the Company on the same schedule as the capital contributions, secured by a mortgage on the properties subject to the Northern Comstock LLC joint venture. The operating agreement requires that these capital contributions commence in October 2015, and end in September 2027, unless prepaid by the Company. The Amendments also eliminated all royalties with the related party associated with these properties.

The Company made cash payments in the amount of \$120,000 under the new agreement during the year ended December 31, 2015. During the year ended December 31, 2015, 2014 and 2013, the Company recognized expense of \$0.8 million, \$1.9 million and \$2.3 million, respectively.

### *Tax Indemnification*

On October 20, 2010, the Company exchanged all of its senior secured convertible and senior indebtedness owed to members of the Winfield Group, shareholders of the Company, for newly created Series A-1 preferred stock. As part of the exchange, the Company has agreed to indemnify the Winfield Group for any amounts as part of the exchange that are determined to be taxable as ordinary income to each member of the Winfield Group. Such indemnified amounts would include (i) any federal, state and local income tax, penalties and interest such member is actually obligated to pay out-of-pocket as a result of such determination, after taking into account (a) all increases in federal, state and local income taxes actually payable as a result of the receipt of any such indemnity payment and (b) the deduction to which such party would be entitled for federal income tax purposes for state and local income taxes paid. The Company may at its option, pay the indemnity amount either in cash or in a number of common shares equal to the indemnity amount divided by the average of the volume weighted average closing prices of common shares for the five consecutive trading days ending on the trading day that is immediately prior to the date of such payment. As a result of this transaction, the Company recorded an accrual loss contingency provision in 2010. Loss contingency provisions are recorded for probable losses at management's best estimate of a loss, or when a best estimate cannot be made, a minimum loss contingency amount is recorded.

During the year ended December 31, 2015 and 2014, the indemnity lapsed, and accordingly, the Company recognized a reduction in the loss contingency accrual of approximately \$3.2 million and \$1 million, respectively, which is included in other income in the consolidated statements of operations. At December 31, 2015, the Company had no liability as a result of the indemnifications fully lapsing. At December 31, 2014 and, 2013, the Company had a liability of \$3.2 million and \$4.1 million respectively.

## Board of Directors

During the year ended December 31, 2014 and 2013, the Company paid to Kappes, Cassiday & Associates, a related party of Daniel Kappes, a member of the Board of Directors, for services related to processing consulting. Kappes, Cassiday & Associates received cash payments totaling \$14,667 and \$49,504, respectively.

During the year ended December 31, 2014, the Company paid Robert Reseigh, a member of the Board of Board of Directors, cash payments totaling \$15,000 for services related to consulting.

There were no payments made to Kappes, Cassiday & Associates nor Robert Reseigh during 2015.

## 19. Commitments and Contingencies

The Company leases certain properties under operating leases expiring at various dates through 2028. Future minimum annual lease payments under these existing lease agreements are as follows as of December 31, 2015:

Year Ended December 31,	Third Party Leases	Related Party Leases	Total
2016	\$ 18,000	\$ 800,500	\$ 818,500
2017	20,400	830,500	850,900
2018	20,400	818,500	838,900
2019	22,800	818,500	841,300
2020	22,800	818,500	841,300
Thereafter	72,000	5,639,500	5,711,500
	<u>\$ 176,400</u>	<u>\$ 9,726,000</u>	<u>\$ 9,902,400</u>

Included in the related party leases above is an operating agreement with Northern Comstock LLC, an entity controlled by a related party. The terms of this agreement provide that the Company will make monthly cash contributions of \$30,000 and annual capital contributions in the amount of \$482,500 to be made in the form of cash, or in certain circumstances, the Company's common stock.

Expense under operating leases for the years ended December 31, 2015, 2014 and 2013 was \$0.9 million, \$2.0 million and \$2.4 million, respectively.

The Company has minimum royalty obligations with certain of its mineral properties and leases. Minimum royalty payments payable were \$53,400 in 2015. For most of the mineral properties and leases, the Company is subject to a range of royalty obligations once production commences. These royalties range from 0.5% to 5% of net smelter revenues (NSR) from minerals produced on the properties with the majority being under 3%. Some of the factors that will influence the amount of the royalties include ounces extracted and prices of gold. Royalties expense, including both NSR and minimum royalty obligations, was \$0.2 million, \$1.0 million, and \$0.8 million for the years ended 2015, 2014, and 2013, respectively.

The Company's mining and exploration activities are subject to various laws and regulations governing the protection of the environment. These laws and regulations are continually changing and are generally becoming more restrictive. The Company believes its operations are in compliance with applicable laws and regulations in all material respects. The Company has made, and expects to make in the future, expenditures to comply with such laws and regulations, but cannot predict the full amount of such future expenditures.

On January 31, 2014, the Comstock Residents Association (the “CRA”) and two of its members filed a civil action in the Third Judicial District Court of the State of Nevada in and for Lyon County (the “District Court”) against the Lyon County Board of Commissioners (the “Commissioners”) and the Company, asking the Court to reverse the Commissioners’ decision to grant an application for master plan amendment and zone change submitted and approved by the Commissioners on January 2, 2014 (the “Application”). Prior to the approval of the Application, the master plan designation and zoning precluded mining on certain property of the Company in the area of Silver City, Lyon County. Generally, the CRA argues, among other things, that the Commissioners should not have approved the Application because the master plan and zoning designations on that property had been in place for more than forty years. In April 2015, the District Court ruled in favor the Company and the Commissioners. The written Order Denying Petition for Judicial Review was filed and mailed to all parties on June 15, 2015. On July 14, 2015, the CRA and one individual (“Appellants”) filed a Notice of Appeal of the Court Order, appealing the decision to the Nevada Supreme Court (“Supreme Court”). On December 9, 2015, Appellants filed their Opening Brief in the Supreme Court, generally repeating the arguments that were made at the District Court. On January 15, 2016 the Company and the Commissioners jointly filed an Answering Brief. The Company believes that the Commissioners properly exercised their statutory authority and the Company, in cooperation with the Commissioners and the Lyon County District Attorney, will continue to aggressively oppose the pending appeal.

From time to time, we are involved in lawsuits, claims, investigations and proceedings that arise in the ordinary course of business. There are no matters pending that we expect to have a material adverse impact on our business, results of operations, financial condition or cash flows.

## 20. Quarterly Results of Operations (Unaudited)

	Quarter Ended			
	March 31, 2015	June 30, 2015	September 30, 2015	December 31, 2015
Revenues	\$ 6,037,417	\$ 5,488,291	\$ 4,345,073	\$ 2,622,069
Gross profit/(loss) <sup>(1)</sup>	2,119,479	2,207,193	852,213	2,318,960
Loss from operations	(1,673,168)	(1,178,995)	(3,969,659)	(5,603,691)
Net profit (loss)	1,289,114	(1,509,446)	(4,307,358)	(5,926,737)
Net profit (loss) available to common shareholders	390,282	(2,474,610)	(7,952,246)	(5,870,298)
Basic earnings per common share	0.01	(0.03)	(0.07)	(0.05)
Diluted earnings per common share	0.01	(0.03)	(0.07)	(0.05)

	Quarter Ended			
	March 31, 2014	June 30, 2014	September 30, 2014	December 31, 2014
Revenues	\$ 5,763,461	\$ 6,215,915	\$ 6,787,549	\$ 6,816,436
Gross profit/(loss) <sup>(1)</sup>	714,261	444,307	2,078,145	1,959,046
Loss from operations	(3,403,664)	(3,100,769)	(1,430,614)	(757,659)
Net loss	(3,824,979)	(3,388,586)	(1,048,758)	(1,376,450)
Net loss available to common shareholders	(4,886,588)	(4,345,893)	(1,980,438)	(2,098,639)
Basic earnings per common share	(0.07)	(0.06)	(0.02)	(0.02)
Diluted earnings per common share	(0.07)	(0.06)	(0.02)	(0.02)

<sup>(1)</sup> Total revenues less costs applicable to mining revenue and real estate operating costs.

## **ITEM 9. Changes and Disagreements with Accountants on Accounting and Financial Disclosure**

None.

### **ITEM 9A. CONTROLS AND PROCEDURES.**

#### **Evaluation of Disclosure Controls and Procedures**

As of the end of the period covered by this Annual Report, management performed, with the participation of our Principal Executive Officer (who is also our Principal Financial Officer), an evaluation of the effectiveness of our disclosure controls and procedures as defined in Rules 13a-15(e) and 15d-15(e) of the Exchange Act. Our disclosure controls and procedures are designed to ensure that information required to be disclosed in reports that we file or submit under the Exchange Act is recorded, processed, summarized, and reported within the time periods specified in the Exchange Act and SEC's rules, and that such information is accumulated and communicated to our management, including our Principal Executive Officer (who is also our Principal Financial Officer), to allow timely decisions regarding required disclosures. There are inherent limitations to the effectiveness of any system of disclosure controls and procedures, including the possibility of human error and the circumvention or overriding of the controls and procedures. Accordingly, even effective disclosure controls and procedures can only provide reasonable assurance of achieving their control objectives. Our Principal Executive Officer (who is also our Principal Financial Officer) concluded that, as of December 31, 2015, our disclosure controls and procedures were effective.

#### **Design and Evaluation of Internal Control over Financial Reporting**

Our management is responsible for establishing and maintaining adequate internal control over financial reporting as defined in Exchange Act Rule 13a-15(f) and 15d-15(f). Our management assessed the effectiveness of our internal control over financial reporting as of December 31, 2015. In making this assessment, management used the criteria for effective internal control over financial reporting described in the "Internal Control-Integrated Framework" (2013) set forth by the Committee of Sponsoring Organizations of the Treadway Commission (COSO). Based on the assessment, management concluded that, as of December 31, 2015, our internal control over financial reporting was effective based on those criteria.

#### **Changes in Internal Control Over Financial Reporting**

During the quarter ending December 31, 2015, there was no change in our internal control over financial reporting that materially affected, or is reasonably likely to materially affect our internal control over financial reporting.

## MANAGEMENT'S REPORT ON INTERNAL CONTROL OVER FINANCIAL REPORTING

Our management is responsible for establishing and maintaining adequate internal control over financial reporting for the Company in accordance with and as defined in Rules 13a-15(f) and 15d-15(f) under the Securities Exchange Act of 1934 ("Exchange Act"). Our internal control over financial reporting is designed to provide reasonable assurance regarding the reliability of financial reporting and the preparation of financial statements for external purposes in accordance with generally accepted accounting principles. Our internal control over financial reporting includes those policies and procedures that:

(i) pertain to the maintenance of records that, in reasonable detail, accurately and fairly reflect the transactions and dispositions of our assets;

(ii) provide reasonable assurance that transactions are recorded as necessary to permit preparation of financial statements; and

(iii) provide reasonable assurance regarding prevention or timely detection of unauthorized transactions.

A material weakness is a deficiency, or a combination of deficiencies, in internal control over financial reporting, such that there is a reasonable possibility that a material misstatement of our annual or interim financial statements will not be prevented or detected on a timely basis.

Management has evaluated the effectiveness of the Company's internal control over financial reporting as of December 31, 2015. Management based its assessment on the framework set forth in COSO's Internal Control – Integrated Framework (2013) in conjunction with Securities and Exchange Commission Release No. 33-8820 entitled "Commission Guidance Regarding Management's Report on Internal Control Over Financial Reporting Under Section 13(a) or 15(d) of the Securities and Exchange Commission". Based on the assessment, management concluded that, as of December 31, 2015, our internal control over financial reporting was effective to provide reasonable assurance regarding the reliability of financial reporting and the preparation of financial statements for external purposes in accordance with generally accepted accounting principles in the United States. The concept of reasonable assurance is based on the recognition that there are inherent limitations in all systems of internal control. Because of its inherent limitations, internal control over financial reporting may not prevent or detect misstatements. Also, projections of any evaluation of effectiveness to future periods are subject to the risk that controls may become inadequate because of changes in conditions, or that the degree of compliance with the policies or procedures may deteriorate.

We believe that internal control over financial reporting is effective as of December 31, 2015.

/s/ Corrado De Gasperis  
Executive Chairman, Chief Executive Officer and President  
(Principal Executive Officer)

### Item 9B. Other Information

None.

## PART III

### Item 10. Directors, Executive Officers and Corporate Governance

#### *Directors and Executive Officers*

Set forth below is information concerning the age, principal occupation, employment and directorships during the past five years and positions with the Company of each director, and the year in which he first became a director of the Company. Also set forth below is a brief discussion of the specific experience, qualifications, attributes or skills that led to the conclusion that such director should serve as a director of the Company's business and structure. The Nominating and Governance Committee of the Board reviews at least annually the skills and characteristics of new and existing directors, including diversity.

**Daniel W. Kappes**; age 70; director since April 2012. Mr. Kappes is a founder and the President of Kappes, Cassiday & Associates ("KCA"). KCA has provided extractive metallurgical services to the international mining industry since 1972, specializing in all aspects of heap leach and cyanide processing, including laboratory testing, project feasibility studies, engineering design, construction, and operations management. KCA has pioneered many of the techniques now employed in heap leaching, and for the past several years has expanded into the design of agitated leach plants and other metallurgical processes. Mr. Kappes is a recognized authority on gold and silver metals heap leaching. In addition to providing engineering and design work on numerous projects, he has directed laboratory and field-testing on several projects that have subsequently become major precious metal mines. Mr. Kappes also has substantial experience in strategic planning, project evaluation and project management.

Mr. Kappes graduated from the Colorado School of Mines with an Engineer of Mines degree and the University of Nevada's Mackay School of Mines with a Master's degree in Mine Engineering. Mr. Kappes is and has served as a "Qualified Person" under National Instrument 43-101 and has also presented several technical papers on precious metals heap leaching in his career. He is a registered Professional Mining and Metallurgical Engineer in Nevada, and was named Alumnus of the Year at Mackay in 1995.

**Robert C. Kopple**; age 71; director since July 2015. Mr. Kopple also serves as Vice Chairman of the Board. Mr. Kopple is a senior partner at Kopple & Klinger, LLP, a law firm that he co-founded in 1992, where he specializes in estate planning, taxation, and business law. He is an experienced businessman, investor and shareholder of the Company. Mr. Kopple has been the Chairman of the Board of Triton Emission Solutions, Inc. since September 2014, the Vice Chairman of the Board of Directors of Aura Systems, Inc. since September 2013 and a Special Advisor to the Board of Directors of Patriot Gold Corp. since July 2014.

**William J. Nance**; age 72; director since October 2005. Mr. Nance also serves as the Chairman of the Audit and Finance, Compensation and Nominating and Governance Committees. He is the President and CEO of Century Plaza Printers, Inc., a company he founded in 1979. He has also served as a consultant in the acquisition and disposition of commercial real estate. Mr. Nance is a Certified Public Accountant and, from 1970 to 1976, was employed by Kenneth Leventhal & Company where he specialized in the area of REITS, restructuring of real estate companies, mergers and acquisitions, and most phases of real estate development and financing. Mr. Nance has been a Director of InterGroup since 1984 and of Santa Fe and Portsmouth since May 1996. He holds a Bachelor's degree in Business Administration from California State University in Los Angeles. Mr. Nance has extensive management experience within a wide range of businesses and brings over 20 years of experience as a director on public company boards.

**Robert A. Reseigh**; age 69; director since September 2008. Mr. Reseigh retired from Atkinson Construction Company in 2005 as the executive Vice President in charge of operations and then worked a technical adviser for the Barnard Construction Company, Inc. until April 2015 and has acted an independent consultant for various mining firms. He has over 40 years of experience in the mining and underground construction industries. Following graduation from the Colorado School of Mines in 1968 with a Master's degree in Mining Engineering, and service in the U.S. Army, Mr. Reseigh joined Peter Kiewit Sons and progressively held the positions of Project Engineer, Superintendent, Project Manager, and Estimator before being promoted to District Manager, Vice President, and Area Manager. Bob retired from Peter Kiewit after 18 years of service, and joined Atkinson Construction in the capacity of Executive Vice President where he ran the Underground Group for 15 years until 2005.

Mr. Reseigh's career specialized in underground construction, both domestically and overseas. He is one of the most experienced and knowledgeable individuals in the country in deep shaft and drill and blast tunnel work, having been responsible for in excess of six miles of shaft sinking and 55 miles of tunnel/horizontal mine development in his career. In addition, his work has involved both mine development and heavy civil projects, including subways, outfalls, railroads, dams, pump storage, water and sewer, marine construction, and municipal work. Mr. Reseigh served in executive positions at a large mining company and several construction companies during his professional career. His roles encompassed significant operational management, providing him knowledge and experience in an array of functional areas critical to public companies.

**Corrado De Gasperis**, age 50; director since June 2011, Executive Chairman since September 2015 and President and CEO since April 2010. In addition to serving as President and CEO of the Company, Mr. De Gasperis is also the Company's principal financial officer. He brings to the Company more than 27 years of experience in manufacturing, industrial metals and mining operational management, project management, financial and information management, restructuring, capital markets and board level governance.

Mr. De Gasperis was formerly the Chief Executive Officer of Barzel Industries Inc. ("Barzel"). Barzel operated a network of 15 manufacturing, processing and distribution facilities in the United States and Canada that offered a wide range of metal solutions to a variety of industries, from construction and industrial manufacturing to transportation, infrastructure development and mining. Mr. De Gasperis resigned from Barzel in September 2009, after Barzel reached an agreement to sell substantially all of its assets in a planned transaction that was consummated in a sale pursuant to Section 363 of the U.S. Bankruptcy Code following a multiple party bidding process with suitors focused on both in-court and out-of-court transactions. Barzel and substantially all of its U.S. and Canadian subsidiaries were purchased for \$65.0 million in cash.

From 2001 to 2005, he served as Chief Financial Officer of GrafTech International Ltd. ("GrafTech"), a global manufacturer of industrial graphite and carbon-based materials, in addition to his duties as Vice President and Chief Information Officer, which he assumed in 2000. He served as Controller of GrafTech from 1998 to 2000. From 1987 to 1998, Mr. De Gasperis was a Certified Public Accountant with KPMG LLP, an international provider of financial advisory services. As a Senior Assurance Manager in the Manufacturing, Retail and Distribution Practice, he served clients such as General Electric Company and Union Carbide Corporation. KPMG announced his admittance, as a Partner, effective July 1, 1998.

Mr. De Gasperis holds a BBA from the Ancell School of Business at Western Connecticut State University, with honors. Mr. De Gasperis is also a founding member and the Chairman of the Board of Directors of the Comstock Foundation for History and Culture, a Director of Comstock Real Estate, Inc., and a Director of Nevada Works, furthering Northern Nevada's economic development plans. He is also a Member of the NYSE Markets Advisory Committee, the Northern Nevada Development Authority and the Northern Nevada Network. Mr. De Gasperis has served as a director of GBS Gold International Inc., where he was Chairman of the Audit and Governance Committee and the Compensation Committee and a member of the Nominations and Advisory Committees.

**Judd B. Merrill**, age 45; Chief Accounting Officer since January 2014 and Chief Financial Officer since February 2015. Mr. Merrill previously served as our Controller beginning in December 2011. Mr. Merrill brings strong financial planning, treasury and cash management experience in the mining sector in addition to his broader financial accounting, reporting and internal control experience, having worked as Controller of Fronteer Gold Inc. and Assistant Controller at Newmont Mining Corp., both in Nevada. He also worked for Meridian Gold Company and Deloitte & Touche LLP. Mr. Merrill holds a BS in Accounting from Central Washington University and a MBA from the University of Nevada Reno. He is also Certified Public Accountant.

### ***Corporate Governance***

We are managed under the direction of the Board of Directors, which has adopted Corporate Governance Guidelines to set forth certain corporate governance practices. The Corporate Governance Guidelines are available on our website at [http://www.comstockmining.com/files/corporate-governance/ComstockMining\\_CorporateGovernanceGuidelines\\_20101231.pdf](http://www.comstockmining.com/files/corporate-governance/ComstockMining_CorporateGovernanceGuidelines_20101231.pdf).

The information contained on our website is not part of this annual report on Form 10-K. These guidelines cover such matters as purpose and powers, composition, meetings, procedures, required responsibilities and discretionary activities which our Board or the appropriate committee should periodically consider undertaking. Each committee is authorized to exercise all power of our Board with respect to matters within the scope of its charter.



The Corporate Governance Guidelines require, among other things, that:

- a majority of the directors shall be independent within the NYSE MKT listing standards;
- if a member of the Audit and Finance Committee simultaneously serves on an audit committee of more than three public companies, our Board must determine that such service would not impair the ability of such member to effectively serve on the Audit and Finance Committee;
- our Board shall meet in regular sessions at least four times annually (including telephonic meetings and the annual retreat described below); and
- our Board may have an annual retreat with executive officers where there will be a full review of financial statements and financial disclosures, long-term strategies, plans and risks, and current developments in corporate governance.

Our Corporate Governance Guidelines and committee charters are not intended to, and do not, expand or increase the duties, liabilities or responsibilities of any director under any circumstance beyond those that a director would otherwise have under applicable laws, rules and regulations in the absence of such Governance Guidelines or charters.

### ***Independence of Directors***

The Board of Directors has determined that Messrs. Kappes, Kopple, Nance and Reseigh are generally “independent” directors within the listing standards of the NYSE MKT and the independence standards of our Corporate Governance Guidelines. Messrs. Kopple and Nance are also independent within the standards set forth in Rule 10A-3 of the Exchange Act.

Generally, in order for a director to be considered “independent” by the Board of Directors, he or she must (1) be free of any relationship that, applying the rules of the NYSE MKT, would preclude a finding of independence and (2) not have any material relationship (either directly or as a partner, shareholder or officer of an organization) with us or any of our affiliates or any executive officer of us or any of our affiliates (exclusive of relationships based solely upon investment). On an annual basis, each director and executive officer is obligated to disclose any transactions with our Company and any of its subsidiaries in which a director or executive officer, or any member of his or her immediate family, have a direct or indirect material interest. In evaluating the materiality of any such relationship, the Board of Directors takes into consideration whether disclosure of the relationship would be required by the proxy rules under the Exchange Act. If disclosure of the relationship is required, the Board of Directors must make a determination that the relationship is not material as a prerequisite to finding that the director is “independent.”

### ***Board of Directors Meetings***

The Board of Directors meets on a regularly scheduled basis during the year to review significant developments affecting us and to act on matters requiring Board of Directors’ approval, and may hold special meetings between scheduled meetings when appropriate. During 2015, the Board of Directors and its committees held 14 meetings of all the committees of the Board of Directors on which the directors then served. The directors attended over 75% of the aggregate of (1) the total number of meetings of all committees of the Board of Directors on which the director then served and (2) the total number of meetings of the Board of Directors.

### ***Board of Directors Leadership Structure and Role in Risk Oversight***

Our Company is led by Corrado De Gasperis, who has served as our Chief Executive Officer since April 2010 and Executive Chairman of the Board since September 2015.

The Board of Directors believes that the current Board leadership structure, in which the roles of Chairman and Chief Executive Officer are held by one person, is appropriate for the Company and its shareholders at this time. The current Board leadership structure is believed to be appropriate because it demonstrates to our employees, suppliers, customers, and other shareholders that the Company is under strong leadership, with a single person setting the tone and having primary responsibility for managing the Company’s operations. The Board will continue to reexamine our corporate governance policies and leadership structure on an ongoing basis to ensure that they continue to meet the Company’s needs. The Company will review these policies and may adopt a different approach in the future if circumstances warrant a change.

The Board also has a Lead Independent Director. Mr. Kopple serves as Lead Independent Director and Vice Chairman of the Board. Mr. Kopple’s duties include the following: chair any meeting of the independent directors in executive session; facilitate communications between other members of the Board and the Executive Chairman of the Board/Chief Executive Officer (however, each director is free to communicate directly with the Executive Chairman of the Board/Chief Executive officer); monitor, with the assistance of outside counsel, communications from shareholders.

The Board is responsible for overseeing risk management, and receives periodic reports from management. Management and the Board are focused on the vision for the Company, and enhancing shareholder value, management and strategic planning and oversight of Company operations. We believe that our directors provide effective oversight of the risk management function, especially through dialogue between the Board and our management.

### ***Executive Officers***

The Company had two executive officers during 2015, Mr. De Gasperis, the Executive Chairman, Chief Executive Officer and President of the Company, who serves as the Company's principal executive officer, and Judd Merrill, who serves as the Company's Chief Financial Officer and Principal Accounting Officer. See Mr. De Gasperis' and Mr. Merrill's biographical information under Directors and Executive Officers section of Item 10. Our Code of Conduct and Ethics constitutes a code of ethics for purposes of Item 406 of Regulation S-K, and is posted on our website at [www.comstockmining.com](http://www.comstockmining.com).

### ***Code of Conduct and Ethics***

The Code of Conduct and Ethics applies to all employees, including senior executives, and all directors. It is intended, at a minimum, to comply with the listing standards of the NYSE MKT, the Sarbanes-Oxley Act of 2002 and the SEC rules adopted thereunder. Only our Board or the Audit and Finance Committee may waive the provisions of our Code of Conduct and Ethics for executive officers and directors. Our Code of Conduct and Ethics constitutes a code of ethics for purposes of Item 406 of Regulation S-K, and is posted on our website at [www.comstockmining.com](http://www.comstockmining.com).

### ***Board Committees***

The Board has established three standing committees, the Audit and Finance Committee, the Compensation Committee and the Nominating and Governance Committee, and periodically establishes other committees, in each case so that certain important matters can be addressed in greater depth than may be possible in a meeting of the entire Board. Under the committee charters described below, members of the three standing committees must be independent directors within the meaning of the listing standards of the NYSE MKT. Further, members of the Audit and Finance Committee must be independent directors within the meaning of the Sarbanes-Oxley Act of 2002, must satisfy the expertise requirements of the listing standards of the NYSE MKT and must include an audit committee financial expert within the meaning of the SEC rules. Our Board has determined that the three standing committees currently consist of members who satisfy such requirements.

### ***Audit and Finance Committee***

The Audit and Finance Committee assists our Board in discharging and performing its duties and responsibilities with respect to the financial affairs of the Company.

Without limiting the scope of such activities, the Audit and Finance Committee has responsibility to, among other things:

- select, retain, determine appropriate compensation of (and provide for payment of such compensation), evaluate and, as appropriate, terminate and replace the independent registered public accounting firm;
- review and, as appropriate, approve, prior to commencement, all audit and non-audit services to be provided by the independent registered public accounting firm;
- review regularly with management and the independent registered public accounting firm any audit problems or difficulties and management's responses thereto;
- resolve or direct the resolution of all material disagreements between management and the independent registered public accounting firm regarding accounting and financial reporting;
- review with management and the independent registered public accounting firm, among other things, all reports delivered by the independent registered public accounting firm with respect to critical accounting policies and practices used, alternative treatments of financial information available under generally accepted accounting principles and other written communications between the independent registered public accounting firm and management, together with their ramifications and the preferred treatment by the independent registered public accounting firm;
- meet at least once annually with management and the independent registered public accounting firm in separate sessions;
- assess the adequacy of codes of conduct, including codes relating to ethics, integrity, conflicts of interest, confidentiality, public disclosure and insider trading and, as appropriate, adopt changes thereto;

- direct the establishment and maintenance of procedures for the receipt and retention of, and the treatment of, complaints received regarding accounting, internal control or auditing matters; and
- direct the establishment and maintenance of procedures for the confidential and anonymous submission by employees of concerns regarding questionable accounting or auditing matters.

Members of the Audit and Finance Committee are William Nance, and Robert Kopple. The Board has determined that each member of the Audit and Finance Committee meets the financial literacy requirements of the NYSE MKT and SEC. William Nance qualifies as an “audit committee financial expert” as that term is defined in the rules and regulations of the SEC. The designation of William Nance as an “audit committee financial expert” does not impose on him any duties, obligations or liability that are greater than those that are generally imposed on him as a member of our Audit and Finance Committee and the Board, and his designation as an “audit committee financial expert” pursuant to this SEC requirement does not affect the duties, obligations or liability of any other member of our Audit and Finance Committee or the Board.

### ***Compensation Committee***

The Compensation Committee assists our Board in discharging and performing its duties with respect to management compensation, succession planning, employee benefits and director compensation.

Without limiting the scope of such activities, the Compensation Committee shall, among other things:

- annually determine the compensation of the Chief Executive Officer, review and approve the corresponding goals and objectives and evaluate the performance of the Chief Executive Officer in light of such goals and objectives;
- review and approve, as appropriate, annually compensation of the other executive officers and directors and review compensation of other members of senior management;
- assess organizational systems and plans, including those relating to management development and succession planning;
- administer stock-based compensation plans; and
- review the Compensation Discussion and Analysis for inclusion in proxy statements, as registration statements or annual reports, as the case may be.

Members of the Compensation Committee are William Nance (chair), Robert Kopple and Robert Reseigh, each of whom satisfies the independence requirements of NYSE MKT and SEC rules and regulations. Each member of our Compensation Committee is a non-employee director, as defined pursuant to Rule 16b-3 promulgated under the Exchange Act, and an outside director, as defined pursuant to Section 162(m) of the Internal Revenue Code of 1986, as amended (the “Internal Revenue Code”).

### **Compensation Committee Interlocks and Insider Participation**

No member of the Compensation Committee was at any time an officer or employee of the Company, nor is any member of the Compensation Committee related to any other member of the Compensation Committee, any other member of the Board of Directors or any executive officer of the Company. No executive officer of the Company served as a director or member of the compensation committee of another entity, one of whose executive officers is a member of the Company’s Compensation Committee.

### ***The Nominating and Governance Committee***

The Nominating and Governance Committee assists our Board in discharging and performing its duties and responsibilities with respect to nomination of directors, selection of committee members, assessment of performance of our Board and other corporate governance matters. Without limiting the scope of such activities, the Nominating and Governance Committee shall, among other things:

- review candidates for nomination for election as directors submitted by directors, officers, employees and stockholders; and
- review at least annually the current directors of our Board to determine whether such individuals are independent under the listing standards of the NYSE MKT and the SEC rules under the Sarbanes-Oxley Act of 2002.

Members of the Nominating and Governance Committee are William Nance (chair), Daniel Kappes and Robert Reseigh, each of whom satisfies the independence requirements of NYSE MKT and SEC rules and regulations.

Shareholders may communicate with the full Board of Directors (including shareholder nominations), a specified committee of the Board of Directors or a specified individual member of the Board of Directors in writing by mail addressed to Comstock Mining Inc., P.O. Box 1118, Virginia City, Nevada 89440, Attention: Chairman of the Nominating and Governance Committee. The Chairman of the Nominating and Governance Committee and his or her duly authorized agents are responsible for collecting and organizing shareholder communications. Absent a conflict of interest, the Chairman of the Nominating and Governance Committee is responsible for evaluating the materiality of each shareholder communication and determining whether further distribution is appropriate, and, if so, whether to (1) the full Board of Directors, (2) one or more committee members, (3) one or more Board members and/or (4) other individuals or entities. Please note that, pursuant to the terms of the employment agreement of Mr. De Gasperis, the Company agreed to take all actions as may be necessary to elect Mr. De Gasperis as a director of the Company.

### ***Attendance at Annual Meeting***

We expect all directors to attend the annual meeting of shareholders each year.

### ***Director Compensation***

<b>Outstanding Equity Awards at December 31, 2015</b>											
Option awards						Stock awards					
Name	Number of securities underlying unexercised options (#) exercisable	Number of securities underlying unexercised options (#) unexercisable	Equity incentive plan awards: Number of securities underlying unexercised unearned options (#)	Option exercise price (\$)	Option expiration date	Number of shares or units of stock that have not vested (#)	Market value of shares of units of stock that have not vested (\$)	Equity incentive plan awards: Number of unearned shares, units or other rights that have not vested (#)	Equity incentive plan awards: Market or payout value of unearned shares, units or other rights that have not vested (\$)		
Daniel Kappes	—	—	—	\$	—	—	\$	—	—	\$	—
Robert Kopple	—	—	—	—	—	—	—	—	—	—	—
William Nance	—	15,000	—	4.00	10/1/2018	—	—	—	—	—	—
Robert Reseigh	—	15,000	—	4.00	10/1/2018	—	—	—	—	—	—

### **Item 11. Executive Compensation**

#### **COMPENSATION DISCUSSION AND ANALYSIS**

This compensation discussion and analysis explains the material elements of the compensation for our named executive officers.

The Company's philosophy is to align total compensation of its employees, including the named executive officers, with the achievement of the Company's goals, most importantly, creating sustainable wealth. The adoption and implementation of compensation programs is intended to support that philosophy and the interest of the Company and its stockholders by providing appropriate forms of cash and stock-based compensation alternatives that strengthen the ability of the Company to attract, motivate and retain employees and others who focus their efforts and abilities on realizing the Company's objectives, and are in a position to impact the financial and operational performance of the Company.

### ***What are our compensation principles?***

The Compensation Committee (for purposes of this Compensation Discussion and Analysis section, the “Committee”) designs and oversees the Company’s compensation policies and approves compensation for our named executive officers. Our goal is to create compensation plans linked to enhancing shareholder value. We strive to align the interests of shareholders with those of employees at all levels of the organization. Our focus is on achieving sustainable results through the systematic and methodical implementation of our strategic plan. These principles are inherently long-term in nature. To accomplish this, our plans are designed to:

- Support our business strategy - We align our programs with business strategies focused on long-term growth and enhanced shareholder value. Our compensation plans allow our executives to share in that wealth creation and support an environment that promotes improvement and breakthrough performance.
- Pay for Performance - A substantial majority of our executive pay is dependent upon the achievement of specific corporate performance goals. As a result, individual performance as it relates to compensation is only relevant insofar as it advances the goals of the Company. Our plans will result in realizing higher compensation when goals are met and lower compensation when goals are not met.
- Pay Competitively - We establish compensation levels that are designed to meet or exceed the needs of our employees. We also assess them against companies that we believe compete with us for human capital. In this context, we believe we are more than competitive with those competing companies.

### ***What are our compensation objectives?***

Central to the Company’s goal of wealth creation is the achievement of predictable, sustainable growth of throughput (that is, the rate at which our system generates cash as determined by the constraint in the system (i.e., the system’s “weakest link”) identified by management). Accordingly, it is important to the Company that non-throughput based measurements are eliminated from decision-making or minimized (for example, when required by law). Additionally, we seek to use Statistical Process Control (SPC) on the most critical, interdependent processes to promote stability and predictability in our operations.

In designing our compensation plans, our overarching objectives are to:

- Drive superior throughput-based financial performance - we design programs that encourage our executives to achieve or exceed goals and share in that value creation.
- Attract, retain and motivate the right people in the right role, within the broader system design - we require independent and interdependent performance and allow our executives to share in the value created based on the system’s performance.
- Align our executives with shareholders’ long-term interests by building the opportunity for significant ownership of Company stock through our compensation programs, vesting only on the systems achievement of value enhancing performance objectives.
- Focus on full alignment to the goal of the system, our executives vest only when the systems objectives and goals are achieved. The objectives and the vesting do not vary from the rest of program participants.

Our compensation plans are intended to serve both named executive officers and employees generally. Accordingly, we currently offer two components of compensation as explained below:

*Base Compensation.* Base compensation should both reflect the Company’s appreciation of the employee’s competencies (with some but not absolute consideration to the market’s valuation of those competencies) and meet the needs of the employee for stability. The objective should be that base compensation is not only enough to meet the basic needs for employees and their families, but is also enough to take the issue of money-as-a-motivator off the table.

*Stock-based Compensation.* We acknowledge the risk that certain stock-based compensation programs could fail to completely satisfy the compensation principles previously described because the various instruments typically used (options, warrants, time-based grants, etc.) may present no real correlation to performance and, in particular, performance against a precisely defined goal and duration. However, we believe that stock-based compensation tied to the achievement of precise goals and the Company’s strategic plan does provide meaningful rewards for stable, measurable progress. Accordingly, we adopted a shareholder approved, equity incentive plan based solely on performance-based vesting.

The following is a summary of the principal features of the 2011 Equity Incentive Plan (the “2011 Plan”) and its operation and is qualified by reference to the full text of the 2011 Plan.

Any employee of Comstock or a subsidiary of Comstock providing services to Comstock or any of its subsidiaries who is specifically identified by the Committee, and any non-employee director of Comstock or any of its subsidiaries is eligible to receive awards under the 2011 Plan. While all of our employees and non-employee directors would be eligible to participate in the 2011 Plan, most awards under the 2011 Plan have been made to our senior officers, managers, and technical and professional personnel.

The maximum number of shares of the Company's common stock that may be delivered pursuant to awards granted under the 2011 Plan is 6,000,000 shares of common stock. No more than 6,000,000 shares of common stock may be issued under the 2011 Plan or transferred upon exercise or settlement of incentive stock options. Any shares subject to an award under the 2011 Plan that are forfeited or terminated, expire unexercised, lapse or are otherwise canceled in a manner such that the shares of common stock covered by such award are not issued may be used again for awards under the 2011 Plan.

As of December 31, 2015, 661,200 shares remained available for issuance under the 2011 Plan. All of the awards to date have been made in the form of restricted stock. All unvested restricted stock awards granted under the 2011 Plan are subject to the following vesting requirements:

For stock granted in 2012 and earlier:

- the final two-fifths (2/5) of the restricted shares vest on the date of certification by the Committee of the attainment of both (A) the validation through a NI 43-101 of qualified resources (at least measured and indicated) and reserves (proven and probable), in each case including those previously validated, of the Company aggregating 3,250,000 ounces of gold equivalent and (B) the completion of three months (that is, ninety (90) days) of consecutive mining operations at an annual production rate of 20,000 ounces of gold equivalent (the Company produced at greater than this rate in 2014).

For stock granted in 2013:

- Completion of one year of service with the Company (for employees that received stock grants in 2013); and
- the final two-fifths (2/5) of the restricted shares vest on the date of certification by the Committee of the attainment of both (A) the validation through a NI 43-101 of qualified resources (at least measured and indicated) and reserves (proven and probable), in each case including those previously validated, of the Company aggregating 3,250,000 ounces of gold equivalent and (B) the completion of three months (that is, ninety (90) days) of consecutive mining operations at an annual production rate of 20,000 ounces of gold equivalent (the Company produced at greater than this rate in 2014)

In addition, if a change in control of the Company (as defined in the 2011 Plan) occurs, then the shares would vest immediately and, following the date on which the participant's employment is terminated by the Company without cause or following the participant's disability, the portion of the award that would vest upon achieving the next objective shall vest at the time of termination. The unvested awards expire five years after the grant date.

### ***Who are our named executive officers?***

The Company's named executive officers for 2015 were:

<b>Name</b>	<b>Title</b>
Corrado De Gasperis	President & CEO
Judd Merrill	CFO

### ***How do we assure that our compensation program keeps our named executive officers focused on long-term success?***

We assure that our compensation programs keep our named executive officers focused on the long-term success of our Company by making a substantial portion of their long-term pay subject to the achievement of specific, longer-term, strategic, companywide performance objectives and by granting stock-based awards with vesting criteria fully linked with those, longer term, measurable strategic objectives. Moreover, the value of such stock-based awards will likely only increase based on the long-term performance of the Company as compared to other investment alternatives.

### ***How is competitiveness established?***

The Committee structures executive compensation so that targeted total cash compensation and longer-term stock based compensation opportunities are competitive with comparable positions at companies that we compete with for human capital, basically mining and construction-type companies based in Nevada. When considering what is competitive for the Company, the Committee considered the complexity of starting up a new, industrial mine, the breakthrough's required for success, the entrepreneurial and team building competencies needed, the complexities of the regulatory and political environments and the extensive interdependencies required with all stakeholders, including the people required for operating the system. The Company does not use benchmarking against a peer group or otherwise.

In setting 2015 base salaries, target total cash compensation and target total direct compensation, the Committee considered the potential value creation inherent in our stated objectives, the time period required for achieving those objectives and the associated risks.

### ***How is compensation established for our named executive officers?***

The Committee does not rely exclusively on existing market data in establishing target levels of compensation. The Committee also does not employ a rigid or formulaic process to set pay levels, but does utilize market data as one of many tools to assist the Committee. In setting compensation levels, the Committee considers the following factors:

- market data;
- each executive's competency;
- each executive's scope of responsibility and impact on the Company's performance;
- internal equity - an executive's compensation relative to his or her peers in the system; and
- the CEO's recommendations for his senior team.

Each of our named executive officers' performance is evaluated in light of our overall financial performance and the advancement of our strategic objectives approved by the Committee and the Board of Directors. For 2015, as in past years, the Committee structured a compensation package for our named executive officers comprised of base salary and benefits coupled with long-term incentives (restricted stock grants), which we believe provided an appropriate mix of financial security, wealth sharing.

### ***Annual Compensation: Base Salaries***

Base salary provides our named executive officers with a basic level of financial security and supports the Committee's objectives in attracting and retaining top talent. Base salary increases for other named executive officers (other than our CEO) are recommended by our CEO and are reviewed and approved by the Committee.

<b>Executive Officer</b>	<b>2015 Annual Base Salary</b>
Corrado De Gasperis	\$ 360,000
Judd Merrill	162,500

The Committee is satisfied that each of the named executive officers' salary is reasonable and appropriate.

### ***Why did the Committee choose the performance metrics for the 2011 Equity Plan?***

At the time the stock awards were granted, the Committee chose to align the vesting of stock awards directly to the achievement of the established goal of the strategic plan approved by the Board in April 2010. The goal of that business plan is to deliver stockholder value by validating qualified resources (measured and indicated) and reserves (proven and probable) of at least 3,250,000 gold equivalent ounces AND achieve initial commercial mining with annual production rates of approximately 20,000 gold equivalent ounces. Accordingly, the restricted stock vests fully upon the achievement of both of these stated objectives. If the objectives are not achieved, the stock grant will not vest. In 2013, the Company achieved production rates of more than 20,000 gold equivalent ounces per year. The Committee chose to allow for partial vesting as the Company achieves intermediate objectives towards these goals, as stated above.

## ***Benefits***

The Company provides named executive officers with the same benefits provided to other Comstock employees namely, health and dental insurance (Company pays a portion of costs).

## ***Post Termination Payments***

We believe that we should provide reasonable severance benefits if an executive's position is eliminated in the event of a change in control or, in the absence of a change in control, in certain other circumstances. It is our belief that the interests of shareholders are best served if our senior management is focused on the performance of the Company without the distraction and uncertainty that the lack of such protection would invite. We also believe that providing these benefits helps to facilitate the recruitment of talented executives, and that, relative to the overall value of any potential transaction, these potential benefits are appropriately sized.

The employment agreements for Mr. De Gasperis and Mr. Merrill include severance arrangements. For additional information with respect to these arrangements, please see "Employment, Retirement and Severance Plans and Agreements".

## **ADDITIONAL INFORMATION**

We believe this additional information may assist you in better understanding our compensation practices and principles.

## ***Role of the Committee and the CEO***

The Committee, consisting entirely of independent Directors, is responsible for executive compensation. As part of the compensation-setting process each year, the Committee meets periodically with the CEO to review the Company's progress toward its stated strategic objectives and receives comments from members of the Board of Directors. The CEO recommends to the Committee the compensation amounts for each of our named executive officers, other than himself.

While the Committee will ask for advice and recommendations from the CEO, the Committee is responsible for executive compensation and as such:

- Sets named executive officer base salaries;
- Reviews the business and financial plan and progress toward strategic goals, performance measures and action plans for our business, which are reviewed by, and subject to approval of, the entire Board of Directors;
- Reviews annual and long-term performance against goals and objectives;
- Reviews contractual agreements and benefits, including supplemental retirement and any payments which may be earned upon termination, and makes changes as appropriate;
- Reviews incentive plan designs, ensures alignment and makes changes as appropriate; and
- Reviews total compensation to ensure compensation earned by named executive officers is fair and reasonable relative to corporate and individual performance.

The Committee is authorized to retain compensation consultants or advisors but does not presently do so. Any such consultant or advisor selected by the Committee would only be selected if the Committee determined that such consultant or advisor is independent from our management pursuant to SEC and NYSE MKT standards.

## ***Deductibility of Compensation***

In determining the total compensation of each named executive officer, the Committee considers the tax deductibility of compensation. The Committee believes it is generally in the interests of the Company and our shareholders to provide compensation that is tax deductible by the Company. While the Committee intends that compensation be deductible, there may be instances where potentially non-deductible compensation is justifiably provided to reward executives consistent with our compensation philosophy for each compensation element.

## ***Advisory Vote on Executive Compensation***

As required by the Dodd Frank Wall Street Reform and Consumer Protection Act of 2010 and the rules and regulations promulgated by the SEC pursuant thereto, we included a proposal for a non-binding advisory resolution approving the compensation of our named executive officers for 2014 in our proxy statement for our 2015 annual meeting of stockholders.



The proposal was overwhelmingly supported by stockholders with approval in excess of 99% (228,602,332 votes in favor and 1,156,334 votes against).

The Committee considered the results of the advisory vote in reviewing our executive compensation program, noting the high level of shareholder support, and elected to continue the same principles and objectives in determining the types and amounts of compensation to be paid to our named executive officers in 2015. The Committee will continue to focus on responsible executive compensation practices that attract, motivate and retain high performance executives, reward those executives for the achievement of long-term performance and support our other executive compensation objectives.

## COMPENSATION COMMITTEE REPORT

The Compensation Committee has reviewed and discussed the Compensation Discussion and Analysis section of this annual report on Form 10-K with management and, based on such review and discussion, recommended to the Board of Directors that it be included in this annual report on Form 10-K.

### COMPENSATION COMMITTEE

William J. Nance, Chair  
Robert C. Kopple  
Robert A. Reseigh

January 28, 2016

The following table sets forth, for the periods indicated, the total compensation for services provided to us by the person who served as our principal executive officer (CEO) and principal financial officer during 2015, and the other executive officer other than the CEO who served as an executive officer at the end of 2015 who received aggregate compensation exceeding \$100,000 during 2015.

### SUMMARY COMPENSATION TABLE

Name and Principal Position	Year	Salary (\$)	Stock Awards (\$) <sup>(1)</sup>	Option Awards	Non-equity incentive Plan Compensation	Non-qualified deferred Compensation Earnings	All other compensation	Total (\$)
Corrado De Gasperis	2015	\$ 360,000	—	—	—	—	—	\$ 360,000
<i>President and Chief Executive Officer<sup>(2)</sup></i>	2014	360,000	—	—	—	—	—	360,000
Judd Merrill	2015	162,500	—	—	—	—	—	162,500
<i>Chief Financial Officer &amp; Chief Accounting Officer<sup>(3)</sup></i>	2014	155,000	—	—	—	—	—	155,000

<sup>(1)</sup> Any amounts in the column reflect the aggregate grant date fair value for stock awards computed in accordance with FASB ASC Topic 718. All assumptions made in the valuation of the awards are discussed in note 16. The stock awards vest upon the attainment of performance goals described under the caption “Compensation Discussion and Analysis – Stock-Based Compensation” and reflect the value based on the probable outcome of the performance goals and the amount is the same assuming that the highest level of performance conditions will be achieved.

<sup>(2)</sup> Mr. De Gasperis was hired to serve as the Chief Executive Officer and President of the Company effective April 21, 2010 and Executive Chairman since September 2015. Mr. De Gasperis has also served as the Principal Financial Officer since April 21, 2010.

<sup>(3)</sup> Mr. Merrill was hired as Controller since 2011 and became Chief Accounting Officer effective January 1, 2014 and Chief Financial Officer effective February 5, 2015.

The terms of each of Mr. De Gasperis' and Mr. Merrill's employment agreement is described in detail in Employment, Retirement and Severance Plans and Agreements below.

### ***Current Equity Compensation Program***

In 2011, the Company adopted the 2011 Plan. For a description of the 2011 Plan, please see "Compensation Discussion and Analysis - Stock-Based Compensation." The 2011 Plan replaced the equity plans previously adopted by the Company, including, without limitation, those adopted in 2005 and 2006.

As of December 31, 2015, 5,338,800 shares have been issued and outstanding under the program and 3,616,800 shares have vested and 1,662,000 are unvested. On December 21, 2011, the Board of Directors granted 4,710,000 shares of restricted stock to certain employees under the 2011 Plan. Of these shares, Mr. De Gasperis received a grant of 2,750,000 shares (of which, 1,650,000 shares have vested) and 75,000 shares (of which 45,000 shares have vested) were granted to Mr. Merrill.

### ***Prior Equity Compensation Programs***

In 2005, the Company adopted a stock option and incentive plan that was approved by our stockholders in October 2005. That plan expired in June 2011 upon the adoption of the 2011 Plan with no awards having been issued thereunder. In 2006, the Company adopted another stock option and incentive plan ("2006 Plan") that was approved by our stockholders in November 2006. The plan provided for a maximum of 4,000,000 shares of common stock to be issued (the shares reflect the adjustment due to the reverse stock split). Under the 2006 Plan, options, stock and other awards could have been granted to employees and non-employee directors. Stock options granted under the 2006 Plan generally vested over three years and expired ten years from the date of the grant. Options to purchase an aggregate of 50,000 fully vested options remain outstanding under the 2006 Plan. The 2006 Plan expired upon the adoption of the 2011 Plan.

## **OUTSTANDING STOCK OPTION AND UNVESTED STOCK AWARDS**

Shares of common stock underlying unexercised stock options and unvested stock awards at December 31, 2015 are summarized below:

Name	Number of Securities Underlying Unexercised Options Exercisable (#)	Option Exercise Price (\$)	Option Expiration Date (\$)	Number of Shares of Stock that have not Vested (#)	Market Value of Shares of Stock that have not Vested (\$)	Equity Incentive Plan Awards: Number of unearned shares, units or other rights that have not vested (#)	Equity Incentive Plan Awards: Market or payout value of unearned shares, units or other rights that have not vested (\$)
Corrado De Gasperis <sup>(1)</sup>	—	—	—	1,100,000	\$ 440,000	—	\$ —
Judd Merrill	—	—	—	30,000	12,000	—	\$ —

<sup>(1)</sup> The restricted stock was granted to Messrs. De Gasperis and Merrill on December 21, 2011. The awards will vest in accordance with the vesting terms described under the caption "Compensation Discussion and Analysis - Stock-Based Compensation."

### ***Employment, Retirement and Severance Plans and Agreements***

#### **Corrado De Gasperis' Employment Agreement**

Mr. De Gasperis was hired to serve as our Chief Executive Officer and President effective April 21, 2010. In connection with his employment, the Company entered into an Employment Agreement with Mr. De Gasperis, which also provided for his election as a director upon closing of the recapitalization and the capital raise transactions in 2010.

*Term.* The agreement expired on April 21, 2014 and is automatically extended for additional one-year periods unless notice of termination is provided. If a “change in control” of the Company (as defined in the agreement) occurs and the remaining term of the agreement is less than three years, then the term will be extended to three years beyond the date of the change in control.

*Salary and Other Benefits.* Under the agreement, Mr. De Gasperis is entitled to an annual base salary of \$360,000. Mr. De Gasperis is entitled to participate in each of our medical, pension or other employee benefit plans generally available to employees. Mr. De Gasperis is also entitled to participate in any of our incentive or compensation plans. The agreement also requires us to adopt a profit sharing plan whereby 10% of net cash profits before principal payments of indebtedness and investments in fixed assets will be set aside for semi-annual payments to employees, no less than 35% of which shall be payable to Mr. De Gasperis. The profit sharing plan has not yet been established.

*Equity Awards.* The Company was required to adopt an equity incentive plan with certain terms. The Board adopted the 2011 Plan in June 2011 and granted an award of 2,750,000 shares of restricted stock under the 2011 Plan in December 2011, with the terms described under the caption “Compensation Discussion and Analysis - Stock-Based Compensation.”

*Rights on Termination of Employment.* If Mr. De Gasperis’ employment is terminated without “cause,” if his employment is terminated due to his “disability” or if he resigns for “good reason” (each term as defined in his agreement), subject to his executing a release in our favor, Mr. De Gasperis shall be entitled to:

- a lump sum payment of all accrued amounts due to him through the date of his termination;
- continued base salary for twelve months (or thirty-six months if the termination is during the three year period following a change in control); and
- continuation of health and life insurance benefits for the longer of the period during which base salary is payable following termination or 18 months (unless he is entitled to participate in the health plan of a new employer).

In addition, pursuant to the terms of his restricted stock agreement with the Company dated December 21, 2011, if Mr. De Gasperis’ employment is terminated without cause or following his disability, and if he signs a release, he will vest, on the 30th day following termination of employment, in a pro rata portion of the restricted stock awards as if the next objective to be achieved for vesting had been achieved.

If Mr. De Gasperis’ employment is terminated due to his death, his estate is entitled to the benefits (other than continued life insurance coverage) outlined above.

Upon a termination of Mr. De Gasperis’ employment for cause or his resignation without good reason, he shall be entitled to a lump sum payment of all amounts due to him through the date of his termination.

*Non-Compete.* The agreement prohibits Mr. De Gasperis from competing with us during the term of his employment and for one year thereafter.

*Director Election.* The Company agreed to take and cause to be taken all such action as may be necessary to elect Mr. De Gasperis as a director of the Company under certain circumstances which circumstances were satisfied in October 2010.

### **Judd Merrill’s Employment Agreement**

Mr. Merrill was appointed to serve as our Chief Accounting Officer effective January 1, 2014 and Chief Financial Officer effective February 5, 2015.

*Salary and Other Benefits.* Under the agreement, Mr. Merrill is entitled to an annual base salary of \$155,000. Mr. Merrill is entitled to participate in each of our medical, pension or other employee benefit plans generally available to employees. Mr. Merrill is also entitled to participate in any of our incentive or compensation plans, including any profit sharing plan contemplated by Mr. Merrill’s employment agreement. The profit sharing plan has not yet been established.

*Equity Awards.* The Company was required to adopt an equity incentive plan with certain terms. The Board adopted the 2011 Plan in June 2011 and granted an award of 75,000 shares of restricted stock under the 2011 Plan in December 2011, with the terms described under the caption “Compensation Discussion and Analysis - Stock-Based Compensation.”

*Rights on Termination of Employment.* If Mr. Merrill employment is terminated without “cause,” if his employment is terminated due to his “disability” or if he resigns for “good reason” (each term as defined in his agreement), subject to his executing a release in our favor, Mr. Merrill shall be entitled to:

- a lump sum payment of all accrued amounts due to him through the date of his termination;
- continued base salary for six months; and
- continuation of health and life insurance benefits for the longer of the period during which base salary is payable following termination (unless he is entitled to participate in the health plan of a new employer)

In addition, pursuant to the terms of his restricted stock agreement with the Company dated December 21, 2011, if Mr. Merrill’s employment is terminated without cause or following his disability, and if he signs a release, he will vest, on the 30th day following termination of employment, in a pro rata portion of the restricted stock awards as if the next objective to be achieved for vesting had been achieved.

If Mr. Merrill’s employment is terminated due to his death, his estate is entitled to the benefits (other than continued life insurance coverage) outlined above.

Upon a termination of Mr. Merrill’s employment for cause or his resignation without good reason, he shall be entitled to a lump sum payment of all amounts due to him through the date of his termination.

**Restricted Stock Awards.** As referenced under the caption “Compensation Discussion and Analysis - Stock-Based Compensation,” if a change in control of the Company (as defined in the 2011 Plan) occurs, then the shares of restricted stock granted to the named executive would vest immediately and, following the date on which the named executive officer’s employment is terminated by the Company without cause or following his disability, the portion of the award that would vest upon achieving the next objective shall vest at the time of termination. For purposes of the 2011 Plan, change in control occurs, generally, on the following:

- the date on which any person or group becomes the beneficial owner of 40% or more of the then issued and outstanding common stock or voting securities of the Company (not including securities held by our employee benefit plans or related trusts or certain acquisitions by John Winfield and his affiliates);
- the date on which any person or group acquires the right to vote on any matter, by proxy or otherwise, with respect to 40% or more of the then issued and outstanding common stock or voting securities of the Company (not including securities held by our employee benefit plans or related trusts or certain acquisitions by John Winfield and his affiliates);
- the date, at the end of any two-year period, on which individuals, who at the beginning of such period were directors of the Company, or individuals nominated or elected by a vote of two-thirds of such directors or directors previously so elected or nominated, cease to constitute a majority of our Board;
- the date on which stockholders of the Company approve a complete liquidation or dissolution of the Company; or
- the date on which we consummate certain reorganizations, mergers, asset sales or similar transactions.

## Equity Compensation Plan Information

The following table sets forth information with respect to our common stock that may be issued upon the exercise of stock options under our incentive stock option plans as of December 31, 2015.

Plan Category	(a) Number of Securities to Be Issued Upon Exercise of Outstanding Options, Warrants, and Rights	(b) Weighted- Average Exercise Price of Outstanding Options, Warrants, and Rights	(c) Number of Securities Remaining Available for Future Issuance Under Equity Compensation Plans (Excluding Securities Reflected in Column (a))
Equity Compensation Plans Approved by Stockholders <sup>(1)</sup>	50,000	\$4.00	661,200

<sup>(1)</sup> The table does not include the 1,662,000 shares of non-vested restricted stock granted under the 2011 Plan. The equity compensation plans approved by shareholders include the 2011 Plan, under which 661,200 shares remain available for issuance, and the option and incentive plan adopted by the Company in 2006, under which no additional awards may be granted.

## COMPENSATION OF DIRECTORS

During 2015, all directors who are not Company employees, except for Mr. John Winfield, who resigned from the Board in September 2015, were authorized to receive shares of the Company's common stock for their service as a director. Mr. Daniel Kappes, Mr. William Nance and Mr. Robert Reseigh each were authorized to receive 35,000 shares and Mr. Kopple was authorized to receive 17,500 shares. As of December 31, 2015, no shares have been issued. The following table summarizes the directors' cash compensation for 2015:

Name	Fees Earned or Paid in Cash (\$) <sup>(1)</sup>
Daniel Kappes	\$ 42,000
Robert Kopple <sup>(2)</sup>	21,000
William Nance	42,000
Robert Reseigh	42,000

<sup>(1)</sup> No payment included interest.

<sup>(2)</sup> Mr. Kopple was elected a director in September 2015.

## Item 12. Security Ownership of Certain Beneficial Owners and Management and Related Stockholder Matters.

Based solely on our review of the forms required by Section 16(a) of the Exchange Act that have been received by us, we believe there has been compliance with all filing requirements applicable to our officers, directors and beneficial owners of greater than 10% of our common stock, except for (i) an August 27, 2015 transactions involving the InterGroup Corporation and John V. Winfield that were not reported until September 4, 2015, Van Den Berg Management I, Inc., which has reported beneficial ownership of 19.47% on Schedule 13G/A as of November 10, 2015, but has not yet filed a Form 3 or Form 4 for its beneficial ownership.

### STOCK OWNERSHIP

The following table sets forth, as of January 22, 2016, the total number of shares owned beneficially by each of our directors, officers and key employees, individually and as a group, and the present owners of 5% or more of any class of our voting equity securities.

Name and Address <sup>(a)</sup>	Title of class	Amount and nature of beneficial ownership	Percent of class <sup>(b)</sup>
Van Den Berg Management, Inc. 805 Las Cimas Parkway Suite 430 Austin, TX 78746	Common Stock	29,579,066 (c)	18.2%
John Winfield	Common Stock	47,130,077 (d)	29.1%

### Officers and Directors

William Nance	Common Stock	190,000 (e)	*
Daniel Kappes	Common Stock	120,199	*
Robert Kopple	Common Stock	5,981,046 (f)	3.7%
Robert Reseigh	Common Stock	115,000 (g)	*
Corrado De Gasperis	Common Stock	1,045,500	*
Judd Merrill	Common Stock	105,000	*
All directors and executive officers as a group (6 persons)	Common Stock	7,556,745	4.66%

\* Less than 1%

- (a) Unless otherwise indicated, the business address of each person named in the table is c/o of Comstock Mining Inc., P.O. Box 1118, 1200 American Flat Road, Virginia City, NV 89440.
- (b) Applicable percentage of ownership is based on 162,121,356 shares of common stock outstanding as of January 22, 2016 together with all applicable options, warrants and other securities convertible into shares of our common stock for such stockholder. Beneficial ownership is determined in accordance with the rules of the SEC, and includes voting and investment power with respect to shares. Shares of our common stock subject to options, warrants or other convertible securities exercisable within 60 days after January 22, 2016 are deemed outstanding for computing the percentage ownership of the person holding such options, warrants or other convertible securities, but are not deemed outstanding for computing the percentage of any other person. Except otherwise noted, the named beneficial owner has the sole voting and investment power with respect to the shares of common stock shown.
- (c) Includes shares of the Company's common stock owned by various investment advisory clients of Van Den Berg Management, Inc. Based solely on the information contained in the Scheduled 13G Amendment filed with the SEC on November 10, 2015.
- (d) Mr. Winfield is the President, Chief Executive Officer and Chairman of the Board of InterGroup, Santa Fe and Portsmouth and may be deemed to share voting and dispositive power over shares of the Company's securities owned by each of InterGroup, Santa Fe and Portsmouth. Mr. Winfield has sole voting power over shares of the Company's securities held by Northern Comstock. The 47,130,077 shares of the Company's common stock beneficially owned by Mr. Winfield includes (i) 14,117,922.00 shares of the Company's common stock held directly by Mr. Winfield, (ii), 13,148,076 shares of the Company's common stock held by InterGroup, (iii) 8,887,896 shares of the Company's common stock held by Portsmouth, (iv) 4,533,242 shares of the Company's common stock held by Santa Fe, (vi) 6,442,941 shares of the Company's common stock held by Northern Comstock,

	Amount and nature of beneficial ownership
John Winfield	14,117,922
Intergroup Corporation	13,148,076
Portsmouth Square Inc	8,887,896
Santa Fe Financial Corp	4,533,242
Northern Comstock LLC	6,442,941
Total	47,130,077

- (e) Includes 15,000 shares of common stock issuable upon exercise of vested options.
- (f) Held indirectly through Robert C. Kopple as Trustee for the E.L. II Properties Trust Dated 7 /1/1983
- (g) Includes 15,000 shares of common stock issuable upon exercise of vested options.

### Item 13. Certain Relationships and Related Transactions, and Director Independence.

The Board of Directors has adopted a written related person transaction policy that governs the review, approval or ratification of covered related person transactions. The Audit and Finance Committee manages this policy. The policy generally provides that we may enter into a related person transaction only if: the Audit and Finance Committee approves or ratifies such transaction in accordance with the guidelines set forth in the policy and if the transaction is on terms comparable to those that could be obtained in arm's length dealings with an unrelated third party; or the transaction is approved by the disinterested members of the Board of Directors; or the transaction involves compensation approved by our Compensation Committee. For information about certain relationships between our director nominees and the Company, please see below:

### ***Northern Comstock LLC***

On October 20, 2010, the Company entered into an operating agreement (the “Operating Agreement”) to form Northern Comstock LLC (“Northern Comstock”) with Mr. John Winfield, the Company’s former Chairman and largest shareholder, and an entity controlled by Mr. Winfield, DWC Resources, Inc. (“DWC”). As part of the Operating Agreement, the Company obtained the exclusive rights of production and exploration on certain property formerly owned by DWC in Storey County, Nevada (the “DWC Property”) and two parcels leased by Mr. John Winfield in Storey County, Nevada from the Sutro Tunnel Company (the “Sutro Property”) and Virginia City Ventures (the “VCV Property”).

On August 27, 2015, the Company announced the terms of this agreement were amended on August 27, 2015, and September 28, 2015 (the “Amendments”), with the other members of its Northern Comstock LLC joint venture. The Amendments resulted in reduced capital contribution obligations of the Company from \$31.05 million down to \$9.75 million. The terms of the Amendments provide that the Company will make monthly cash capital contributions of \$30,000 and annual capital contributions in the amount of \$482,500 payable in stock or cash, at the Company’s option, unless the Company has cash or cash equivalents in excess of \$10,500,000 on the date of such payments, wherein the Company would then be required to pay in cash. to be made in the form of cash, or in certain circumstances, the Company’s common stock. The number of shares to be delivered is calculated by dividing the amount of the capital contribution by the volume-weighted average closing price of the Company’s common stock on its primary trading market for the previous 20 consecutive trading days prior to such capital contribution. The Operating Agreement also provides for a one-time acceleration of \$812,500 of the capital contributions payable when the Company receives net cash proceeds from sources other than operations that exceed \$6,250,000. The agreement also includes an ongoing acceleration of the Company’s capital contribution obligations equal to 3% of the net smelter returns generated by the properties subject to the Northern Comstock LLC joint venture. The Operating Agreement also provides that if the Company defaults in its obligation to make the scheduled capital contributions, then the remaining capital contribution obligations may be converted into the principal amount of a 6% per annum promissory note payable by the Company on the same schedule as the capital contributions, secured by a mortgage on the properties subject to the Northern Comstock LLC joint venture. The operating agreement requires that these capital contributions commence in October 2015, and end in September 2027, unless prepaid by the Company. The Amendments also eliminated all royalties with the related party associated with these properties.

### ***Restructuring Agreement***

On July 29, 2015, the Company entered into a Restructuring Agreement (the “Restructuring Agreement”), with Northern Comstock, the members of Northern Comstock and other entities affiliated with Mr. Winfield. Pursuant to the Restructuring Agreement, the Company’s shareholders party thereto agreed to consent to the proposed amendments to the Company’s then outstanding convertible preferred stock that resulted in the elimination of certain special voting rights and Board representation rights associated with the Company’s previously outstanding Series A-1 Convertible Preferred Stock and the Company and the other members of Northern Comstock agreed to amend the terms of the First Amendment.

### ***Stockholders' Agreement***

On July 29, 2015, the Company entered into a Stockholders’ Agreement (the “Stockholders’ Agreement”), with Mr. Winfield and entities affiliated with Mr. Winfield, pursuant to which the Company is generally prohibited from incurring indebtedness in excess of \$5,000,000, subject to certain limited exceptions. The prohibition set forth in the Stockholders’ Agreement is substantially identical to the negative covenant previously contained in the documents governing the Company’s previously outstanding convertible preferred stock.



#### Item 14. Principal Accountants Fees and Services

The Audit and Finance Committee of the Board of Directors is composed of two independent directors and operates under a written charter adopted by the Board of Directors. The Audit and Finance Committee approves the selection of our independent registered public accounting firm.

Management is responsible for our disclosure controls, internal controls and the financial reporting process. The independent registered public accounting firm is responsible for performing an independent audit of our consolidated financial statements in accordance with the standards of the Public Company Accounting Oversight Board (United States) and for issuing a report thereon. The Audit and Finance Committee's primary responsibility is to monitor and oversee these processes and to report thereon to the Board of Directors. In this context, the Audit and Finance Committee has met privately with management and Deloitte & Touche LLP, our independent registered public accounting firm. Deloitte & Touche LLP has had unrestricted access to the Audit and Finance Committee.

The Audit and Finance Committee has discussed with Deloitte & Touche LLP the matters required to be discussed by Statement on Auditing Standards No. 61, as amended (AICPA, Professional Standards, Vol. 1, AU Section 380), as adopted by the Public Company Accounting Oversight Board in Rule 3200T, including the scope of the auditor's responsibilities and whether there are any significant accounting adjustments or any disagreements with management.

The Audit and Finance Committee also has received the written disclosures and the letter from Deloitte & Touche LLP required by applicable requirements of the Public Company Accounting Oversight Board regarding the independent accountant's communications with the Audit and Finance Committee concerning independence, and has discussed with Deloitte & Touche LLP that firm's independence from the Company.

The Audit and Finance Committee has reviewed and discussed the consolidated financial statements with management and Deloitte & Touche LLP. Based on this review and these discussions, the representation of management that the consolidated financial statements were prepared in accordance with generally accepted accounting principles, and the report of Deloitte & Touche LLP to the Audit and Finance Committee, the Audit and Finance Committee recommended that the Board of Directors include the audited consolidated financial statements in our Annual Report on Form 10-K for the year ended December 31, 2015 filed with the SEC.

The Audit and Finance Committee also reviews with management and the independent registered public accounting firm the results of that firm's review of the unaudited financial statements that are included in our quarterly reports on Form 10-Q.

##### ***Fees Billed by our Auditors***

The Audit and Finance Committee reviews the fees charged by our independent registered public accounting firm. During the fiscal years ended December 31, 2015 and December 31, 2014, we were billed the following fees set forth below in connection with services rendered by that firm to us.

	2015	2014
	Deloitte & Touche LLP	Deloitte & Touche LLP
Audit Fees	\$271,960	\$296,564
Audit-Related Fees	26,832	26,000
Tax Fees	18,531	17,881
<b>Total fees</b>	<b>\$317,323</b>	<b>\$340,445</b>

*Audit Fees.* Audit fees include professional services rendered by Deloitte & Touche LLP for the audit of our annual financial statements, including its assessment of our internal control over financial reporting for the 2014 audits, and the reviews of the financial statements included in our quarterly reports on Form 10-Q. This category also includes fees for audits provided in connection with statutory filings or services that generally only the principal auditor reasonably can provide to a client, implementation of new financial and accounting reporting standards and consents and assistance with and review of documents filed with the SEC.



*Audit-Related Fees.* Audit-related fees include consultation on certain financial accounting and reporting standards and other miscellaneous audit-related fees, such as comfort letters in connection with offerings by the Company.

*Tax Fees.* Tax fees include original and amended tax returns, studies supporting tax return amounts as may be required by Internal Revenue Service regulations, claims for refunds, assistance with tax audits and other work directly affecting or supporting the payment of taxes.

#### ***Audit and Finance Committee Pre-Approval Policy***

The charter of our Audit and Finance Committee provides that the duties and responsibilities of our Audit and Finance Committee include the pre-approval of all audits, audit-related, tax, and other services permitted by law or applicable SEC regulations (including fee and cost ranges) to be performed by our independent auditor. Any pre-approved services that will involve fees or costs exceeding pre-approved levels will also require specific pre-approval by the Audit and Finance Committee. Unless otherwise specified by the Audit and Finance Committee in pre-approving a service, the pre-approval will be effective for the 12-month period following pre-approval. The Audit and Finance Committee will not approve any non-audit services prohibited by applicable SEC regulations or any services in connection with a transaction initially recommended by the independent auditor, the purpose of which may be tax avoidance and the tax treatment of which may not be supported by the Internal Revenue Code and related regulations.

To the extent deemed appropriate, the Audit and Finance Committee may delegate pre-approval authority to the Chairman of the Audit and Finance Committee or any one or more other members of the Audit and Finance Committee provided that any member of the Audit and Finance Committee who has exercised any such delegation must report any such pre-approval decision to the Audit and Finance Committee at its next scheduled meeting. The Audit and Finance Committee will not delegate to management the pre-approval of services to be performed by the independent auditor.

Our Audit and Finance Committee requires that our independent auditor, in conjunction with our Chief Executive Officer and Chief Financial Officer, be responsible for seeking pre-approval for providing services to us and that any request for pre-approval must inform the Audit and Finance Committee about each service to be provided and must provide detail as to the particular service to be provided. Our Audit and Finance Committee Chair and Audit and Finance Committee financial expert is William Nance.

#### **AUDIT COMMITTEE**

William J. Nance  
Robert C. Kopple

January 22, 2016

## PART IV

### Item 15. Exhibits and Financial Statement Schedules.

(a) The following documents are filed as part of this Report:

(1) Financial statements filed as part of this Report:

Report of Independent Registered Public Accounting Firm	F-1
Consolidated Balance Sheets	F-2
Consolidated Statements of Operations	F-3
Consolidated Statements of Changes in Stockholders' Equity	F-4
Consolidated Statements of Changes in Cash Flows	F-6
Notes to Consolidated Financial Statements	F-8

(2) Exhibits filed as part of this Report:

- Schedule II – Valuation and qualifying accounts

#### YEARS ENDED December 31, 2015, 2014 AND 2013

Note Description	Balance at Beginning of Year	Additions	Deductions	Balance at End of Year
Year ended December 31, 2015				
Tax valuation allowance	\$ 59,792,087	\$ 3,532,719	\$ —	\$ 63,324,806
Year ended December 31, 2014				
Tax valuation allowance	\$ 56,712,325	\$ 3,079,762	\$ —	\$ 59,792,087
Year ended December 31, 2013				
Tax valuation allowance	\$ 49,600,420	\$ 7,111,905	\$ —	\$ 56,712,325

Exhibit Number	Exhibit
3.1	Articles of Incorporation (previously filed with Securities and Exchange Commission on April 15, 2011 as exhibit 3.1 to the Company's Annual Report on Form 10-K for the year ended December 31, 2010 (file number 11761619) and incorporated herein by reference)
3.2	Amended and Restated Bylaws (previously filed with Securities and Exchange Commission on March 30, 2012 as exhibit 3.2 to the Company's Annual Report on Form 10-K for the year ended December 31, 2010 (file number 11761619) and incorporated herein by reference)
4.1	Certificate of Designation of Preferences, Rights and Limitations of 7 ½% Series A-1 Convertible Preferred Stock (previously filed with the Securities and Exchange Commission on October 21, 2010 as exhibit 4.1 to the Company's Form 8-K (file number 101134166) and incorporated herein by reference)
4.2	Certificate of Designation of Preferences, Rights and Limitations of 7 ½% Series A-2 Convertible Preferred Stock (previously filed with the Securities and Exchange Commission on October 21, 2010 as exhibit 4.2 to the Company's Form 8-K (file number 101134166) and incorporated herein by reference)
4.3	Certificate of Designation of Preferences, Rights and Limitations of 7 ½% Series B Convertible Preferred Stock (previously filed with the Securities and Exchange Commission on October 21, 2010 as exhibit 4.3 to the Company's Form 8-K (file number 101134166) and incorporated herein by reference)
4.4	Certificate of Amendment for the Series A-1 Certificate of Designations (filed as Exhibit 4.1 to the Company's Current Report on Form 8-K (File No. 151077115) filed on August 27, 2015, and incorporated herein by reference)
4.5	Certificate of Amendment for the Series A-2 Certificate of Designations (filed as Exhibit 4.2 to the Company's Current Report on Form 8-K (File No. 151077115) filed on August 27, 2015, and incorporated herein by reference)
4.6	Certificate of Amendment for the Series B Certificate of Designations (filed as Exhibit 4.3 to the Company's Current Report on Form 8-K (File No. 151077115) filed on August 27, 2015, and incorporated herein by reference)
10.1	Comstock Mining Inc. 2011 Equity Incentive Plan (previously filed with the Securities and Exchange Commission on June 29, 2011 as exhibit 10.1 to the Company's Current Report on Form 8-K (file number 11939736) and incorporated herein by reference)
10.3	Form of Restricted Stock Agreement (previously filed with the Securities and Exchange Commission on December 23, 2011 as exhibit 10.1 to the Company's Current Report on Form 8-K (file number 111280520) and incorporated herein by reference)
10.4	Form of Warrant (previously filed with the Securities and Exchange Commission on December 18, 2009 as exhibit 99.3 to the Company's Form 8-K (file number 091250387) and incorporated herein by reference)
10.5	Employment Agreement, dated as of April 21, 2010, between the Company and Corrado De Gasperis (previously filed with the Securities and Exchange Commission on April 26, 2010 as exhibit 10.1 to the Company's Form 8-K (file number 10769447) and incorporated herein by reference)

- 10.6 Limited Liability Company Operating Agreement of Northern Comstock LLC, dated as of October 19, 2010 (previously filed with the Securities and Exchange Commission on October 21, 2010 as exhibit 10.5 to the Company's Form 8-K (file number 101134166) and incorporated herein by reference)
- 10.7 First Amendment to the Limited Liability Company Operating Agreement of Northern Comstock LLC, dated August 27, 2015 (previously filed with the Securities and Exchange Commission on August 27, 2015 as exhibit 10.1 to the Company's Form 8-K (file number 151077115) and incorporated herein by reference)
- 10.8 Second Amendment to the Limited Liability Company Operating Agreement of Northern Comstock LLC, dated September 28, 2015 (previously filed with the Securities and Exchange Commission on October 23, 2015 as exhibit 10.1 to the Company's Form 10-Q (file number 151173376) and incorporated herein by reference)
- 10.9 Master Loan and Security Agreement (previously filed with the Securities and Exchange Commission on September 14, 2012 as exhibit 10.1 to the Amendment to the Company's Quarterly Report on Form 10-Q (file number 121092806) and incorporated by reference herein)
- 10.10 Secured Promissory Note and Guaranty (previously filed with the Securities and Exchange Commission on February 14, 2014 as exhibit 10.1 to the Company's Current Report on Form 8-K (file number 14611688) and incorporated by reference herein)
- 10.11 General Security Agreement (Comstock Mining, Inc.) (previously filed with the Securities and Exchange Commission on February 14, 2014 as exhibit 10.3 to the Company's Current Report on Form 8-K (file number 14611688) and incorporated by reference herein)
- 10.12 General Security Agreement (Comstock Mining LLC) (previously filed with the Securities and Exchange Commission on February 14, 2014 as exhibit 10.4 to the Company's Current Report on Form 8-K (file number 14611688) and incorporated by reference herein)
- 10.13 Pledge Agreement (previously filed with the Securities and Exchange Commission on February 14, 2014 as exhibit 10.2 to the Company's Current Report on Form 8-K (file number 14611688) and incorporated by reference herein)
- 10.14 Amended and Restated Master Purchase Contract (previously filed with the Securities and Exchange Commission on February 14, 2014 as exhibit 10.5 to the Company's Current Report on Form 8-K (file number 14611688) and incorporated by reference herein)
- 10.15 Amendment to Employment Agreement dated November 2, 2012 (previously filed with the Securities and Exchange Commission as exhibit 10.14 to the Company's Annual Report on Form 10-K for the year ended December 31, 2013 (file number 14707727) and incorporated by reference herein)
- 10.16 Amendment to No. 2 To Employment Agreement dated January 31, 2014 (previously filed with the Securities and Exchange Commission as exhibit 10.14 to the Company's Annual Report on Form 10-K for the year ended December 31, 2013 (file number 14707727) and incorporated by reference herein)
- 10.17 Employment Agreement, dated as of January 20, 2014, between the Company and Judd Merrill (previously filed with the Securities and Exchange Commission as exhibit 10.16 to the Company's Annual Report on Form 10-K for the year ended December 31, 2014 (file number 15556703) and incorporated by reference herein)
- 10.18 Amended and Restated Master Purchase Contract and Bill of Sale dated as of March 6, 2015, between the Company and Auramet International, LLC (previously filed with the Securities and Exchange Commission on April 16, 2015 as exhibit 10.1 to the Company's Form 10-Q (file number 15772964) and incorporated herein by reference)

10.19	Secured Promissory Note and Guaranty dated as of March 6, 2015, between the Company and Auramet International, LLC (previously filed with the Securities and Exchange Commission on April 16, 2015 as exhibit 10.2 to the Company's Form 10-Q (file number 15772964) and incorporated herein by reference)
10.20	General Security Agreement (Comstock Mining, Inc.) dated as of March 6, 2015, between the Company and Auramet International, LLC (previously filed with the Securities and Exchange Commission on April 16, 2015 as exhibit 10.3 to the Company's Form 10-Q (file number 15772964) and incorporated herein by reference)
10.21	General Security Agreement (Comstock Mining LLC) dated as of March 6, 2015, between the Company and Auramet International, LLC (previously filed with the Securities and Exchange Commission on April 16, 2015 as exhibit 10.4 to the Company's Form 10-Q (file number 15772964) and incorporated herein by reference)
10.22	Pledge Agreement dated as of March 6, 2015, between the Company and Auramet International, LLC (previously filed with the Securities and Exchange Commission on April 16, 2015 as exhibit 10.5 to the Company's Form 10-Q (file number 15772964) and incorporated herein by reference)
10.23	Master Lease Agreement, dated as of May 12, 2015, between Varilease Finance, Inc. and Comstock Mining Inc. (previously filed with the Securities and Exchange Commission on July 21, 2015 as exhibit 10.1 to the Company's Form 10-Q (file number 15996705) and incorporated herein by reference)
10.24	Restructuring Agreement, dated as of July 29, 2015, by and among Northern Comstock LLC, Comstock Mining Inc., DWC Resources Inc., The InterGroup Corporation, Santa Fe Financial Corporation, Portsmouth Square, Inc., and John V. Winfield (previously filed with the Securities and Exchange Commission on July 29, 2015 as exhibit 10.1 to the Company's Form 8-K (file number 151011053) and incorporated herein by reference)
10.25	Stockholders Agreement, dated as of July 29, 2015, by and among Comstock Mining Inc., Northern Comstock LLC, DWC Resources Inc., The InterGroup Corporation, Santa Fe Financial Corporation, Portsmouth Square, Inc., and John V. Winfield (previously filed with the Securities and Exchange Commission on July 29, 2015 as exhibit 10.2 to the Company's Form 8-K (file number 151011053) and incorporated herein by reference)
21*	Subsidiaries
23*	Consent of Deloitte & Touche LLP
24*	Powers of Attorney (included on signature page)
31.1*	Certification of Principal Executive Officer pursuant to Rule 13a-14(a) and Rule 15d-14(a), promulgated under the Securities Exchange Act of 1934, as amended.
31.2*	Certification of Principal Financial Officer pursuant to Rule 13a-14(a) and Rule 15d-14(a), promulgated under the Securities Exchange Act of 1934, as amended.
32.1*	Certification pursuant to 18 U.S.C. Section 1350, as adopted pursuant to Section 906 of the Sarbanes-Oxley Act of 2002
32.2*	Certification pursuant to 18 U.S.C. Section 1350, as adopted pursuant to Section 906 of the Sarbanes-Oxley Act of 2002
95*	Mine Safety Disclosures

101\* Interactive Data File (Annual Report on Form 10-K, for the year ended December 31, 2013, furnished in XBRL (eXtensible Business Reporting Language)).

Attached as Exhibit 101 to this report are the following documents formatted in XBRL: (i) the Consolidated Statements of Income for the fiscal years ended December 31, 2015, 2014 and 2013, (ii) the Consolidated Statements of Comprehensive Income for the fiscal years ended December 31, 2015, 2014 and 2013, (iii) the Consolidated Balance Sheets at December 31, 2015 and 2014, (iv) the Consolidated Statements of Changes in Equity for the fiscal years ended December 31, 2015, 2014 and 2013, (v) the Consolidated Statements of Cash Flows for the fiscal years ended December 31, 2015, 2014 and 2013 and (vi) the Notes to Consolidated Financial Statements

\* Filed herewith.

## SIGNATURES

Pursuant to the requirements of Section 13 or 15(d) of the Securities Exchange Act of 1934, the registrant has duly caused this report to be signed on its behalf by the undersigned, thereunto duly authorized.

COMSTOCK MINING INC.  
(Registrant)

By: /s/ Corrado De Gasperis

Name: Corrado De Gasperis

Title: Executive Chairman, Chief Executive Officer and  
President (Principal Executive Officer)

## POWER OF ATTORNEY

KNOW ALL MEN BY THESE PRESENTS, that each individual whose signature appears below hereby constitutes and appoints Corrado De Gasperis as his or her true and lawful agent, proxy and attorney-in-fact, with full power of substitution and resubstitution, for him and in his name, place and stead, in any and all capacities, to (i) act on, sign and file with the Securities and Exchange Commission any and all amendments to this Report together with all schedules and exhibits thereto, (ii) act on, sign and file with the Securities and Exchange Commission any and all exhibits to this Report and any and all exhibits and schedules thereto, (iii) act on, sign and file any and all such certificates, notices, communications, reports, instruments, agreements and other documents as may be necessary or appropriate in connection therewith and (iv) take any and all such actions which may be necessary or appropriate in connection therewith, granting unto such agent, proxy and attorney-in-fact, full power and authority to do and perform each and every act and thing necessary or appropriate to be done, as fully for all intents and purposes as he might or could do in person, and hereby approving, ratifying and confirming all that such agent, proxy and attorney-in-fact, or any of his or their substitute or substitutes may lawfully do or cause to be done by virtue hereof.

Pursuant to the requirements of the Securities Exchange Act of 1934, this report has been signed below by the following persons on behalf of the registrant and in the capacities and on the dates indicated.

Signature	Title	Date
/s/ CORRADO DE GASPERIS Corrado De Gasperis	Executive Chairman, Chief Executive Officer and President	January 28, 2016
/s/ JUDD B. MERRILL Judd B. Merrill	Chief Financial Officer (Principal Financial Officer and Principal Accounting Officer)	January 28, 2016
/s/ DANIEL KAPPES Daniel Kappes	Director	January 28, 2016
/s/ WILLIAM NANCE William Nance	Director	January 28, 2016
/s/ ROBERT A. RESEIGH Robert A. Reseigh	Director	January 28, 2016
/s/ ROBERT KOPPLE Robert Kopple	Director	January 28, 2016

## Exhibit Index

Exhibit Number	Exhibit
3.1	Articles of Incorporation (previously filed with Securities and Exchange Commission on April 15, 2011 as exhibit 3.1 to the Company's Annual Report on Form 10-K for the year ended December 31, 2010 (file number 11761619) and incorporated herein by reference)
3.2	Amended and Restated Bylaws (previously filed with Securities and Exchange Commission on March 30, 2012 as exhibit 3.2 to the Company's Annual Report on Form 10-K for the year ended December 31, 2010 (file number 11761619) and incorporated herein by reference)
4.1	Certificate of Designation of Preferences, Rights and Limitations of 7 ½% Series A-1 Convertible Preferred Stock (previously filed with the Securities and Exchange Commission on October 21, 2010 as exhibit 4.1 to the Company's Form 8-K (file number 101134166) and incorporated herein by reference)
4.2	Certificate of Designation of Preferences, Rights and Limitations of 7 ½% Series A-2 Convertible Preferred Stock (previously filed with the Securities and Exchange Commission on October 21, 2010 as exhibit 4.2 to the Company's Form 8-K (file number 101134166) and incorporated herein by reference)
4.3	Certificate of Designation of Preferences, Rights and Limitations of 7 ½% Series B Convertible Preferred Stock (previously filed with the Securities and Exchange Commission on October 21, 2010 as exhibit 4.3 to the Company's Form 8-K (file number 101134166) and incorporated herein by reference)
4.4	Certificate of Amendment for the Series A-1 Certificate of Designations (filed as Exhibit 4.1 to the Company's Current Report on Form 8-K (File No. 151077115) filed on August 27, 2015, and incorporated herein by reference)
4.5	Certificate of Amendment for the Series A-2 Certificate of Designations (filed as Exhibit 4.2 to the Company's Current Report on Form 8-K (File No. 151077115) filed on August 27, 2015, and incorporated herein by reference)
4.6	Certificate of Amendment for the Series B Certificate of Designations (filed as Exhibit 4.3 to the Company's Current Report on Form 8-K (File No. 151077115) filed on August 27, 2015, and incorporated herein by reference)
10.1	Comstock Mining Inc. 2011 Equity Incentive Plan (previously filed with the Securities and Exchange Commission on June 29, 2011 as exhibit 10.1 to the Company's Current Report on Form 8-K (file number 11939736) and incorporated herein by reference)
10.3	Form of Restricted Stock Agreement (previously filed with the Securities and Exchange Commission on December 23, 2011 as exhibit 10.1 to the Company's Current Report on Form 8-K (file number 111280520) and incorporated herein by reference)
10.4	Form of Warrant (previously filed with the Securities and Exchange Commission on December 18, 2009 as exhibit 99.3 to the Company's Form 8-K (file number 091250387) and incorporated herein by reference)
10.5	Employment Agreement, dated as of April 21, 2010, between the Company and Corrado De Gasperis (previously filed with the Securities and Exchange Commission on April 26, 2010 as exhibit 10.1 to the Company's Form 8-K (file number 10769447) and incorporated herein by reference)
10.6	Limited Liability Company Operating Agreement of Northern Comstock LLC, dated as of October 19, 2010 (previously filed with the Securities and Exchange Commission on October 21, 2010 as exhibit 10.5 to the Company's Form 8-K (file number 101134166) and incorporated herein by reference)



- 10.7 First Amendment to the Limited Liability Company Operating Agreement of Northern Comstock LLC, dated August 27, 2015 (previously filed with the Securities and Exchange Commission on August 27, 2015 as exhibit 10.1 to the Company's Form 8-K (file number 151077115) and incorporated herein by reference)
- 10.8 Second Amendment to the Limited Liability Company Operating Agreement of Northern Comstock LLC, dated September 28, 2015 (previously filed with the Securities and Exchange Commission on October 23, 2015 as exhibit 10.1 to the Company's Form 10-Q (file number 151173376) and incorporated herein by reference)
- 10.9 Master Loan and Security Agreement (previously filed with the Securities and Exchange Commission on September 14, 2012 as exhibit 10.1 to the Amendment to the Company's Quarterly Report on Form 10-Q (file number 121092806) and incorporated by reference herein)
- 10.10 Secured Promissory Note and Guaranty (previously filed with the Securities and Exchange Commission on February 14, 2014 as exhibit 10.1 to the Company's Current Report on Form 8-K (file number 14611688) and incorporated by reference herein)
- 10.11 General Security Agreement (Comstock Mining, Inc.) (previously filed with the Securities and Exchange Commission on February 14, 2014 as exhibit 10.3 to the Company's Current Report on Form 8-K (file number 14611688) and incorporated by reference herein)
- 10.12 General Security Agreement (Comstock Mining LLC) (previously filed with the Securities and Exchange Commission on February 14, 2014 as exhibit 10.4 to the Company's Current Report on Form 8-K (file number 14611688) and incorporated by reference herein)
- 10.13 Pledge Agreement (previously filed with the Securities and Exchange Commission on February 14, 2014 as exhibit 10.2 to the Company's Current Report on Form 8-K (file number 14611688) and incorporated by reference herein)
- 10.14 Amended and Restated Master Purchase Contract (previously filed with the Securities and Exchange Commission on February 14, 2014 as exhibit 10.5 to the Company's Current Report on Form 8-K (file number 14611688) and incorporated by reference herein)
- 10.15 Amendment to Employment Agreement dated November 2, 2012 (previously filed with the Securities and Exchange Commission as exhibit 10.14 to the Company's Annual Report on Form 10-K for the year ended December 31, 2013 (file number 14707727) and incorporated by reference herein)
- 10.16 Amendment to No. 2 To Employment Agreement dated January 31, 2014 (previously filed with the Securities and Exchange Commission as exhibit 10.14 to the Company's Annual Report on Form 10-K for the year ended December 31, 2013 (file number 14707727) and incorporated by reference herein)
- 10.17 Employment Agreement, dated as of January 20, 2014, between the Company and Judd Merrill (previously filed with the Securities and Exchange Commission as exhibit 10.16 to the Company's Annual Report on Form 10-K for the year ended December 31, 2014 (file number 15556703) and incorporated by reference herein)
- 10.18 Amended and Restated Master Purchase Contract and Bill of Sale dated as of March 6, 2015, between the Company and Auramet International, LLC (previously filed with the Securities and Exchange Commission on April 16, 2015 as exhibit 10.1 to the Company's Form 10-Q (file number 15772964) and incorporated herein by reference)
- 10.19 Secured Promissory Note and Guaranty dated as of March 6, 2015, between the Company and Auramet International, LLC (previously filed with the Securities and Exchange Commission on April 16, 2015 as exhibit 10.2 to the Company's Form 10-Q (file number 15772964) and incorporated herein by reference)

10.20	General Security Agreement (Comstock Mining, Inc.) dated as of March 6, 2015, between the Company and Auramet International, LLC (previously filed with the Securities and Exchange Commission on April 16, 2015 as exhibit 10.3 to the Company's Form 10-Q (file number 15772964) and incorporated herein by reference)
10.21	General Security Agreement (Comstock Mining LLC) dated as of March 6, 2015, between the Company and Auramet International, LLC (previously filed with the Securities and Exchange Commission on April 16, 2015 as exhibit 10.4 to the Company's Form 10-Q (file number 15772964) and incorporated herein by reference)
10.22	Pledge Agreement dated as of March 6, 2015, between the Company and Auramet International, LLC (previously filed with the Securities and Exchange Commission on April 16, 2015 as exhibit 10.5 to the Company's Form 10-Q (file number 15772964) and incorporated herein by reference)
10.23	Master Lease Agreement, dated as of May 12, 2015, between Varilease Finance, Inc. and Comstock Mining Inc. (previously filed with the Securities and Exchange Commission on July 21, 2015 as exhibit 10.1 to the Company's Form 10-Q (file number 15996705) and incorporated herein by reference)
10.24	Restructuring Agreement, dated as of July 29, 2015, by and among Northern Comstock LLC, Comstock Mining Inc., DWC Resources Inc., The InterGroup Corporation, Santa Fe Financial Corporation, Portsmouth Square, Inc., and John V. Winfield (previously filed with the Securities and Exchange Commission on July 29, 2015 as exhibit 10.1 to the Company's Form 8-K (file number 151011053) and incorporated herein by reference)
10.25	Stockholders Agreement, dated as of July 29, 2015, by and among Comstock Mining Inc., Northern Comstock LLC, DWC Resources Inc., The InterGroup Corporation, Santa Fe Financial Corporation, Portsmouth Square, Inc., and John V. Winfield (previously filed with the Securities and Exchange Commission on July 29, 2015 as exhibit 10.2 to the Company's Form 8-K (file number 151011053) and incorporated herein by reference)
21*	Subsidiaries
23*	Consent of Deloitte & Touche LLP
24*	Powers of Attorney (included on signature page)
31.1*	Certification of Principal Executive Officer pursuant to Rule 13a-14(a) and Rule 15d-14(a), promulgated under the Securities Exchange Act of 1934, as amended.
31.2*	Certification of Principal Financial Officer pursuant to Rule 13a-14(a) and Rule 15d-14(a), promulgated under the Securities Exchange Act of 1934, as amended.
32.1*	Certification pursuant to 18 U.S.C. Section 1350, as adopted pursuant to Section 906 of the Sarbanes-Oxley Act of 2002
32.2*	Certification pursuant to 18 U.S.C. Section 1350, as adopted pursuant to Section 906 of the Sarbanes-Oxley Act of 2002
95*	Mine Safety Disclosures

101\* Interactive Data File (Annual Report on Form 10-K, for the year ended December 31, 2013, furnished in XBRL (eXtensible Business Reporting Language)).

Attached as Exhibit 101 to this report are the following documents formatted in XBRL: (i) the Consolidated Statements of Income for the fiscal years ended December 31, 2015, 2014 and 2013, (ii) the Consolidated Statements of Comprehensive Income for the fiscal years ended December 31, 2015, 2014 and 2013, (iii) the Consolidated Balance Sheets at December 31, 2015 and 2014, (iv) the Consolidated Statements of Changes in Equity for the fiscal years ended December 31, 2015, 2014 and 2013, (v) the Consolidated Statements of Cash Flows for the fiscal years ended December 31, 2015, 2014 and 2013 and (vi) the Notes to Consolidated Financial Statements

\* Filed herewith.

**Subsidiaries**

- (1) Comstock Mining Company LLC, a Nevada limited liability company
- (2) Gold Hill Hotel, Inc., a Nevada corporation

**CONSENT OF INDEPENDENT REGISTERED PUBLIC ACCOUNTING FIRM**

We consent to the incorporation by reference in Registration Statement No. 333-179035 on Form S-8 and Registration Statement Nos. 333-185760 and 333-185846 on Forms S-3 of our report dated January 28, 2016, relating to the consolidated financial statements and financial statement schedule of Comstock Mining Inc. and subsidiaries appearing in this Annual Report on Form 10-K of Comstock Mining Inc. for the year ended December 31, 2015.

/s/ DELOITTE & TOUCHE LLP

Salt Lake City, Utah  
January 28, 2016

**CERTIFICATION PURSUANT TO 18 U.S.C SECTION 1350, AS ADOPTED PURSUANT TO SECTION 302 OF THE  
SARBANES ACT OF 2002**

I, Corrado De Gasperis, certify that:

1. I have reviewed this annual report on Form 10-K of Comstock Mining Inc.;
2. Based on my knowledge, this report does not contain any untrue statement of a material fact or omit to state a material fact necessary to make the statements made, in light of the circumstances under which such statements were made, not misleading with respect to the period covered by this report;
3. Based on my knowledge, the financial statements, and other financial information included in this report, fairly present in all material respects the financial condition, results of operations and cash flows of the registrant as of, and for, the periods presented in this report;
4. I am responsible for establishing and maintaining disclosure controls and procedures (as defined in Exchange Act Rules 13a-15(e) and 15d-15(e)) and internal control over financial reporting (as defined in Exchange Act Rules 13a-15(f) and 15d-15(f)) for the registrant and have:
  - (a) Designed such disclosure controls and procedures, or caused such disclosure controls and procedures to be designed under my supervision, to ensure that material information relating to the registrant, including its consolidated subsidiaries, is made known to me by others within those entities, particularly during the period in which this report is being prepared;
  - (b) Designed such internal control over financial reporting, or caused such internal control over financial reporting to be designed under my supervision, to provide reasonable assurance regarding the reliability of financial reporting and the preparation of financial statements for external purposes in accordance with generally accepted accounting principles;
  - (c) Evaluated the effectiveness of the registrant's disclosure controls and procedures and presented in this report my conclusions about the effectiveness of the disclosure controls and procedures, as of the end of the period covered by this report based on such evaluation; and
  - (d) Disclosed in this report any change in the registrant's internal control over financial reporting that occurred during the registrant's most recent fiscal quarter (the registrant's fourth fiscal quarter in the case of an annual report) that has materially affected, or is reasonably likely to materially affect, the registrant's internal control over financial reporting; and
5. I have disclosed, based on my most recent evaluation of internal control over financial reporting, to the registrant's auditors and the audit committee of the registrant's board of directors (or persons performing the equivalent functions):
  - (a) All significant deficiencies and material weaknesses in the design or operation of internal control over financial reporting which are reasonably likely to adversely affect the registrant's ability to record, process, summarize and report financial information; and
  - (b) Any fraud, whether or not material, that involves management or other employees who have a significant role in the registrant's internal control over financial reporting.

January 28, 2016

/s/ Corrado De Gasperis

---

Corrado De Gasperis

Executive Chairman, Chief Executive Officer and President  
(Principal Executive Officer)

**CERTIFICATION PURSUANT TO 18 U.S.C SECTION 1350, AS ADOPTED PURSUANT TO SECTION 302 OF THE  
SARBANES ACT OF 2002**

I, Judd Merrill, certify that:

1. I have reviewed this annual report on Form 10-K of Comstock Mining Inc.;
2. Based on my knowledge, this report does not contain any untrue statement of a material fact or omit to state a material fact necessary to make the statements made, in light of the circumstances under which such statements were made, not misleading with respect to the period covered by this report;
3. Based on my knowledge, the financial statements, and other financial information included in this report, fairly present in all material respects the financial condition, results of operations and cash flows of the registrant as of, and for, the periods presented in this report;
4. I am responsible for establishing and maintaining disclosure controls and procedures (as defined in Exchange Act Rules 13a-15(e) and 15d-15(e)) and internal control over financial reporting (as defined in Exchange Act Rules 13a-15(f) and 15d-15(f)) for the registrant and have:
  - (a) Designed such disclosure controls and procedures, or caused such disclosure controls and procedures to be designed under my supervision, to ensure that material information relating to the registrant, including its consolidated subsidiaries, is made known to me by others within those entities, particularly during the period in which this report is being prepared;
  - (b) Designed such internal control over financial reporting, or caused such internal control over financial reporting to be designed under my supervision, to provide reasonable assurance regarding the reliability of financial reporting and the preparation of financial statements for external purposes in accordance with generally accepted accounting principles;
  - (c) Evaluated the effectiveness of the registrant's disclosure controls and procedures and presented in this report my conclusions about the effectiveness of the disclosure controls and procedures, as of the end of the period covered by this report based on such evaluation; and
  - (d) Disclosed in this report any change in the registrant's internal control over financial reporting that occurred during the registrant's most recent fiscal quarter (the registrant's fourth fiscal quarter in the case of an annual report) that has materially affected, or is reasonably likely to materially affect, the registrant's internal control over financial reporting; and
5. I have disclosed, based on my most recent evaluation of internal control over financial reporting, to the registrant's auditors and the audit committee of the registrant's board of directors (or persons performing the equivalent functions):
  - (a) All significant deficiencies and material weaknesses in the design or operation of internal control over financial reporting which are reasonably likely to adversely affect the registrant's ability to record, process, summarize and report financial information; and
  - (b) Any fraud, whether or not material, that involves management or other employees who have a significant role in the registrant's internal control over financial reporting.

January 28, 2016

/s/ Judd Merrill

---

Judd Merrill

Principal Financial Officer

**CERTIFICATION PURSUANT TO 18 U.S.C. SECTION 1350,  
AS ADOPTED PURSUANT TO SECTION 906 OF THE SARBANES-OXLEY ACT OF 2002**

In connection with the Annual Report on Form 10-K of Comstock Mining Inc. (the “Company”) for the period ended December 31, 2015 as filed with the Securities and Exchange Commission on the date hereof (the “Report”), I, Corrado De Gasperis, President and Chief Executive Officer of the Company, certify, to my best knowledge and belief, pursuant to 18 U.S.C. Section 1350, as adopted pursuant to Section 906 of the Sarbanes-Oxley Act of 2002, that:

- (1) The Report fully complies with the requirements of Section 13(a) or 15(d) of the Securities Exchange Act of 1934 (15 U.S.C. 78m(a) or 78o(d)); and
- (2) The information contained in the Report fairly presents, in all material respects, the financial condition and results of operations of the Company.

Date: January 28, 2016

/s/ Corrado De Gasperis

---

Corrado De Gasperis

Executive Chairman, Chief Executive Officer and President  
(Principal Executive Officer)



**CERTIFICATION PURSUANT TO 18 U.S.C. SECTION 1350,  
AS ADOPTED PURSUANT TO SECTION 906 OF THE SARBANES-OXLEY ACT OF 2002**

In connection with the Annual Report on Form 10-K of Comstock Mining Inc. (the “Company”) for the period ended December 31, 2015 as filed with the Securities and Exchange Commission on the date hereof (the “Report”), I, Judd Merrill, Chief Financial Officer of the Company, certify, to my best knowledge and belief, pursuant to 18 U.S.C. Section 1350, as adopted pursuant to Section 906 of the Sarbanes-Oxley Act of 2002, that:

- (1) The Report fully complies with the requirements of Section 13(a) or 15(d) of the Securities Exchange Act of 1934 (15 U.S.C. 78m(a) or 78o(d)); and
- (2) The information contained in the Report fairly presents, in all material respects, the financial condition and results of operations of the Company.

Date: January 28, 2016

/s/ Judd Merrill

---

Judd Merrill

Chief Financial Officer

The following disclosures are provided pursuant to the Dodd-Frank Wall Street Reform and Consumer Protection Act and Item 104 of Regulation S-K, which requires certain disclosures by companies required to file periodic reports under the Securities Exchange Act of 1934, as amended, that operate mines regulated under the Federal Mine Safety and Health Act of 1977 (the “Mine Act”).

Whenever the Federal Mine Safety and Health Administration (“MSHA”) believes that a violation of the Mine Act, any health or safety standard, or any regulation has occurred, it may issue a citation or order which describes the violation and fixes a time within which the operator must abate the violation. In some situations, such as when the MSHA believes that conditions pose a hazard to persons, MSHA may issue an order requiring removal of persons from the area of the mine affected by the condition until the hazards are correction. Whenever MSHA issues a citation or order, it has authority to propose a civil penalty or fine, as a result of the violation.

The table below reflects citations and orders issued by MSHA during the year ended December 31, 2015.

<b>Mining Operating Name MSHA Identification Number</b>	<b>Section 104S&amp;S Citations</b>	<b>Section 104(b) Orders</b>	<b>Section 104(d) Citations and Orders</b>	<b>Section 110(b)(2) Violations</b>	<b>Section 107(a) Orders</b>	<b>Total Dollar Value of MSHA Assessments Proposed</b>	<b>Total Number Of Mining Related Fatalities</b>	<b>Received Notice of Pattern of Violations Under 104(3)</b>	<b>Received Notice of Potential to Have Pattern of Violations Under Sections 104(3)</b>	<b>Legal Actions Pending as of Last Day of Period</b>	<b>Legal Actions Initiated During Period</b>	<b>Legal Actions Resolved During Period</b>
26-01871	1	—	—	—	—	\$ 804	—	No	No	—	—	—
26-02771	—	—	—	—	—	—	—	No	No	—	—	—